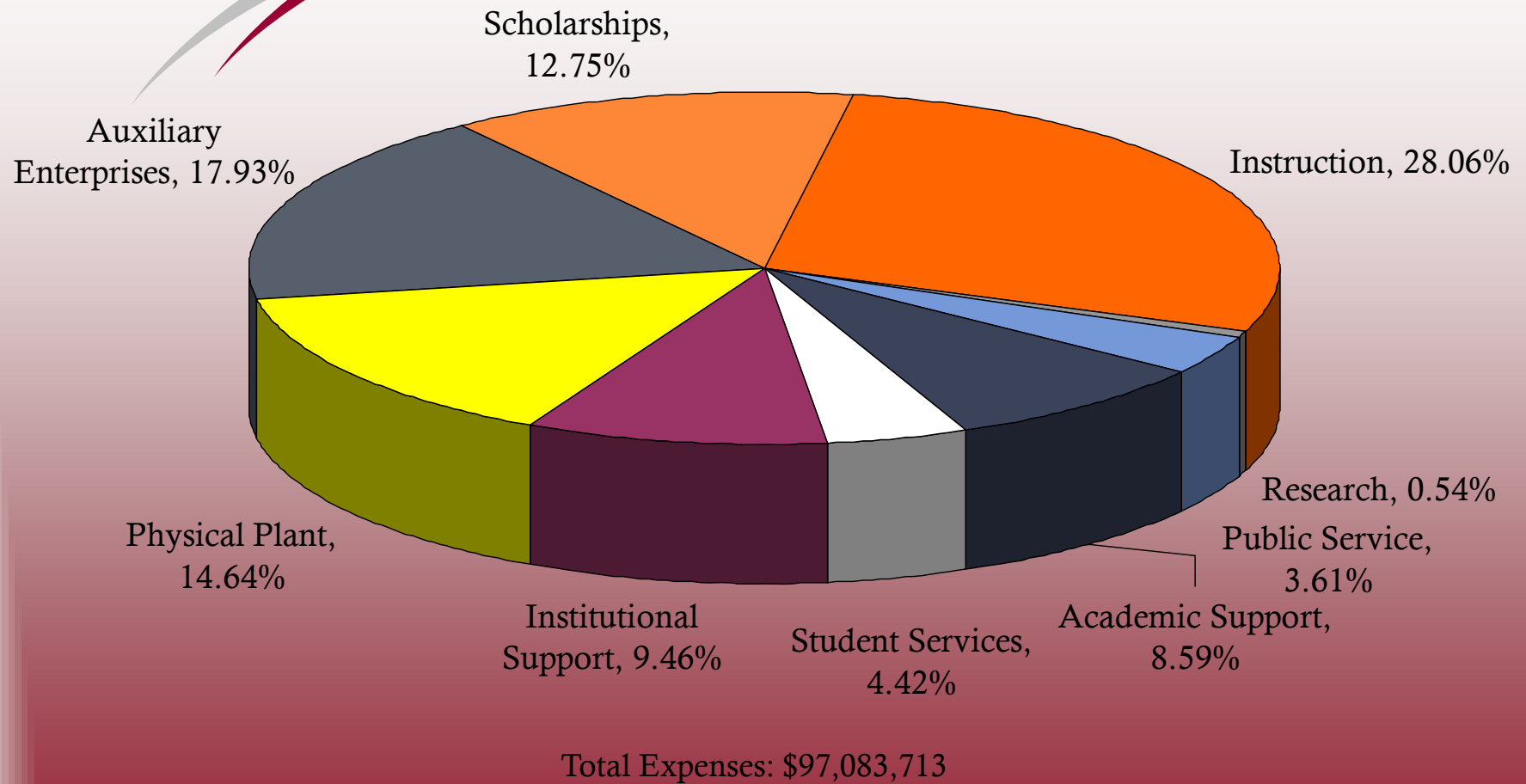


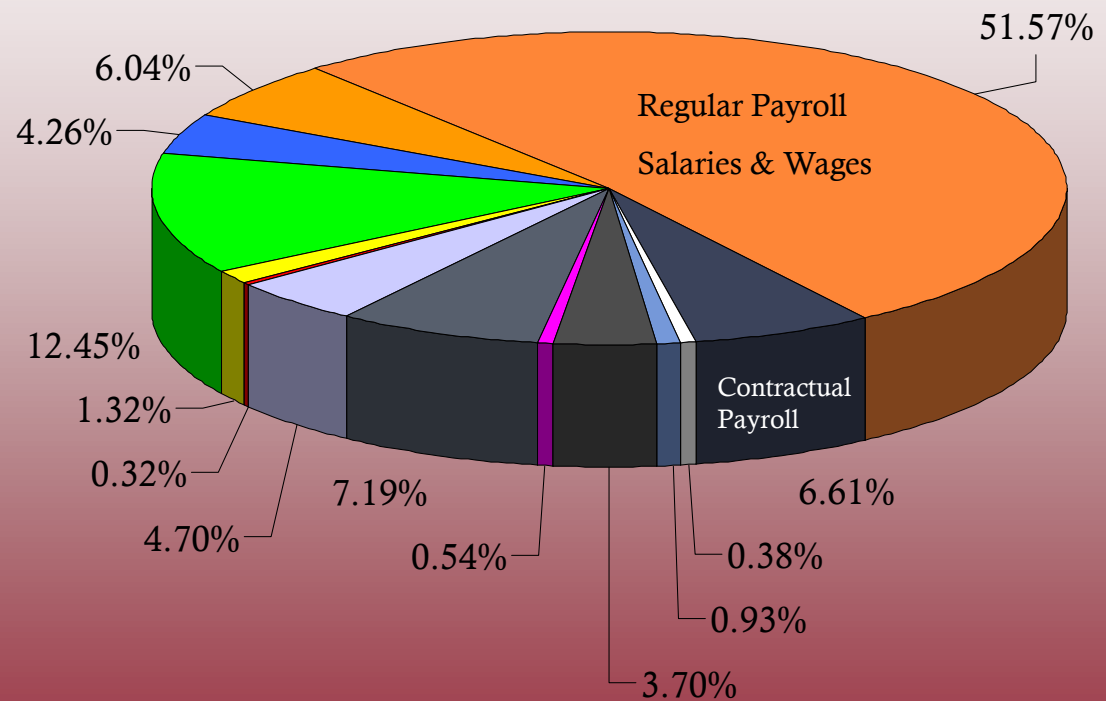
Total Revenue: \$97,083,713

FY2010 Revenue



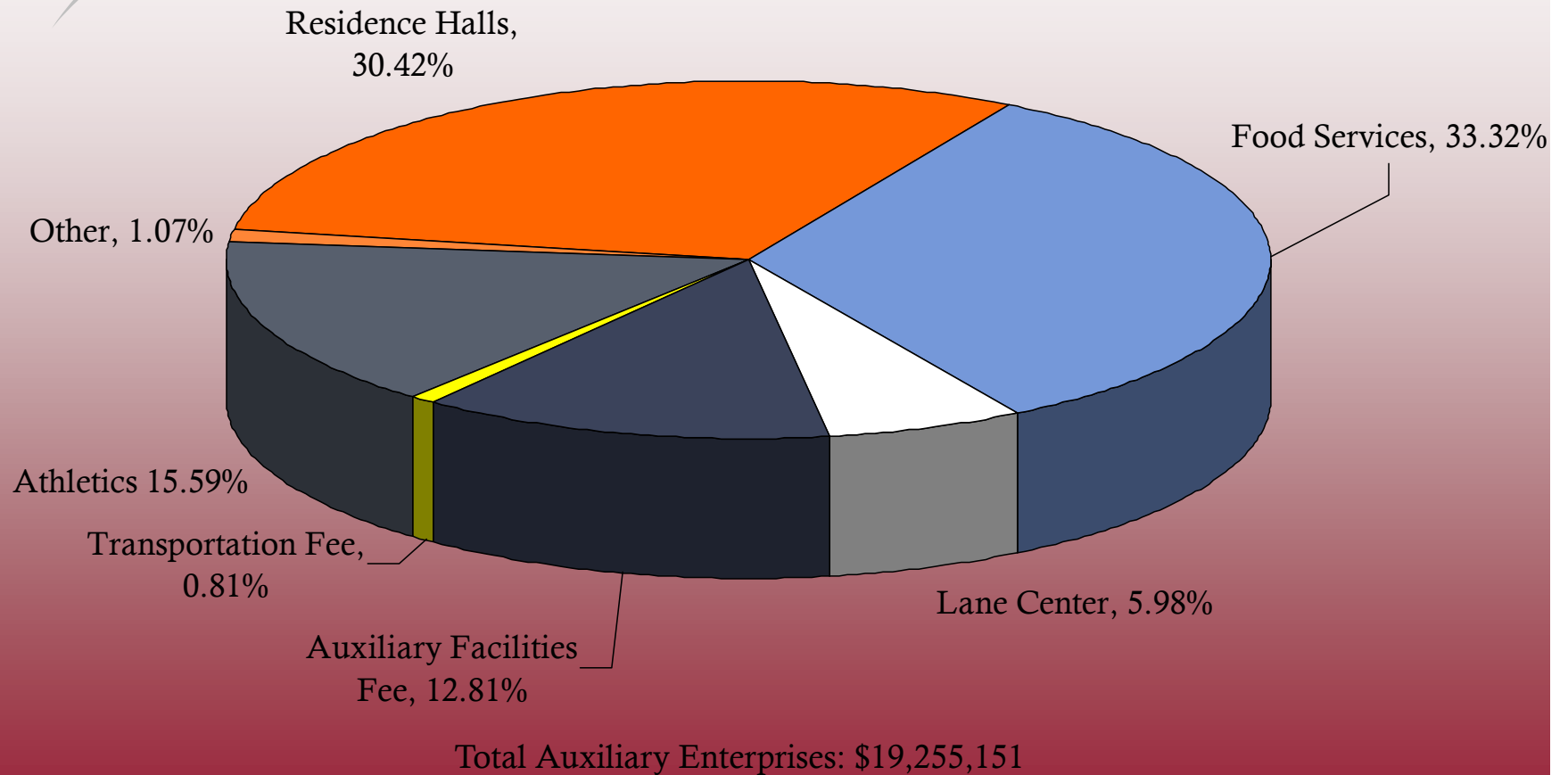
FY2010 Expenses

	Salaries & Wages
	Technical & Special Fees
	Communications
	Travel
	Fuel & Utilities
	Motor Vehicles
	Contractual Services
	Supplies & Materials
	Equipment – Replacement
	Equipment – Additional
	Grants, Subsidies, & Contributions
	Fixed Charges
	Land & Structures



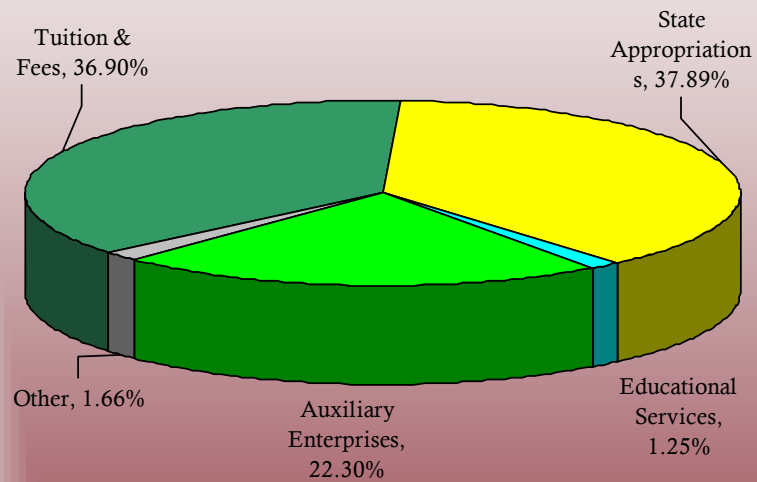
Total Expenditures: \$97,083,713

FY2010 Expenditures



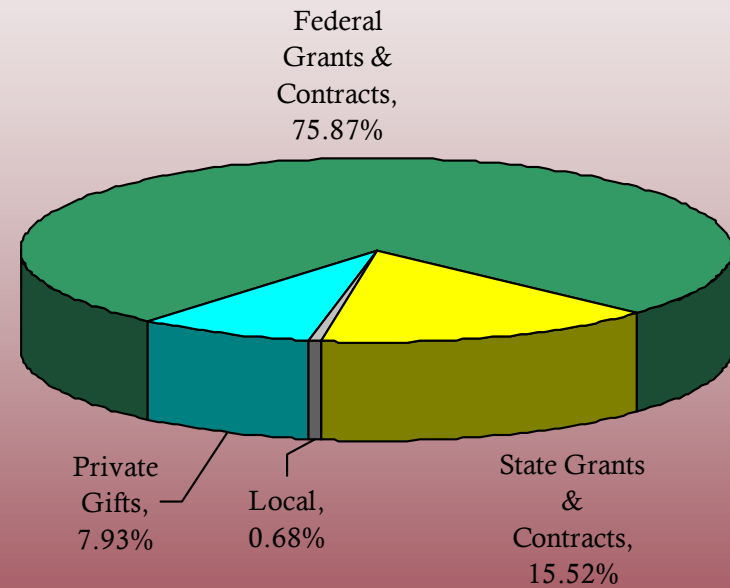
FY2010 Auxiliary Enterprises

Unrestricted Revenue



Total Unrestricted Revenue: \$86,058,936
88.68% of Total Revenue

Restricted Revenue



Total Restricted Revenue: \$11,024,777
11.32% of Total Revenue

Total Revenue: \$97,083,713

FY2010 Unrestricted vs. Restricted

FY2010 Revenue

Tuition & Fees	\$31,584,885
State Appropriations	\$32,711,204
Educational Services	\$1,076,420
Auxiliary Enterprises	\$19,255,151
Other	\$1,431,276
Restricted	\$11,024,777
TOTAL	\$97,083,713

FY2010 Expenses

Instruction	\$27,242,956
Research	\$523,758
Public Service	\$3,509,009
Academic Support	\$8,335,166
Student Services	\$4,292,967
Institutional Support	\$9,183,964
Physical Plant	\$14,212,840
Auxiliary Enterprises	\$16,886,969
Scholarships	\$12,375,857
TOTAL	\$97,083,713

FY2010 Expenditures

Salaries & Wages	\$50,062,746
Technical & Special Fees	\$6,419,874
Communications	\$365,867
Travel	\$903,101
Fuel & Utilities	\$3,588,562
Motor Vehicles	\$528,758
Contractual Services	\$6,977,895
Supplies & Materials	\$4,558,433
Equipment – Replacement	\$310,826
Equipment – Additional	\$1,283,591
Grants, Subsidies, & Contributions	\$12,087,450
Fixed Charges	\$4,132,303
Land & Structures	\$5,864,307
TOTAL	\$97,083,713

FY2010 Auxiliary Enterprises

Residence Halls	\$5,856,667
Food Services	\$6,414,851
Lane Center	\$1,150,610
Auxiliary Facilities Fee	\$2,466,659
Transportation Fee	\$157,921
Athletics	\$3,002,082
Other	\$206,361
TOTAL	\$19,255,151