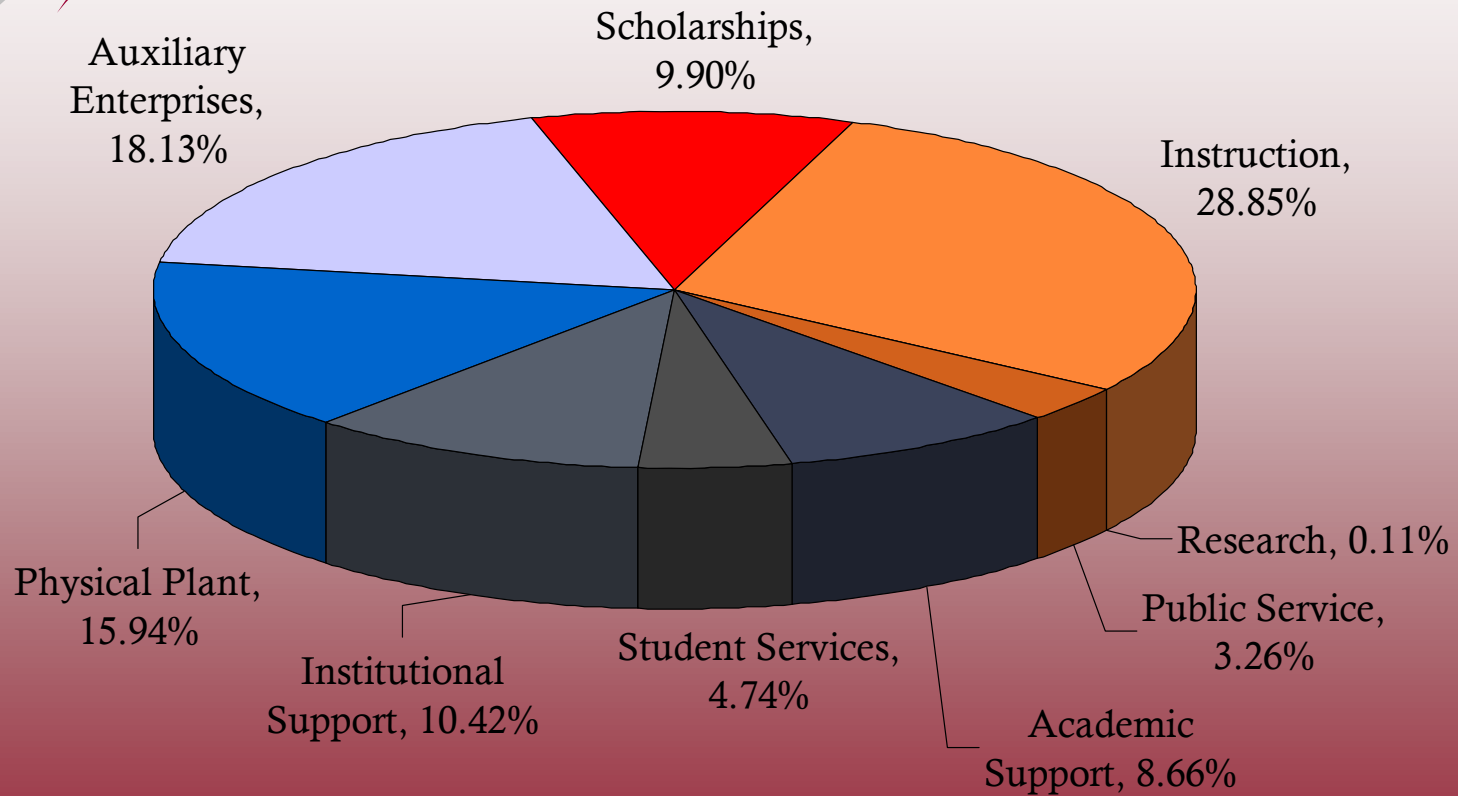


Total Revenue: \$89,378,543

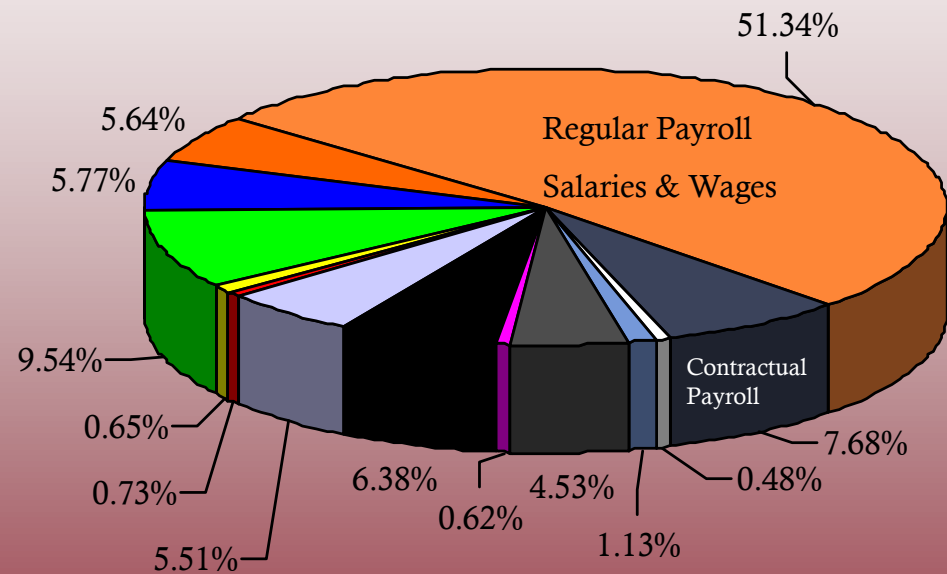
FY2008 Revenue



Total Expenses: \$89,378,543

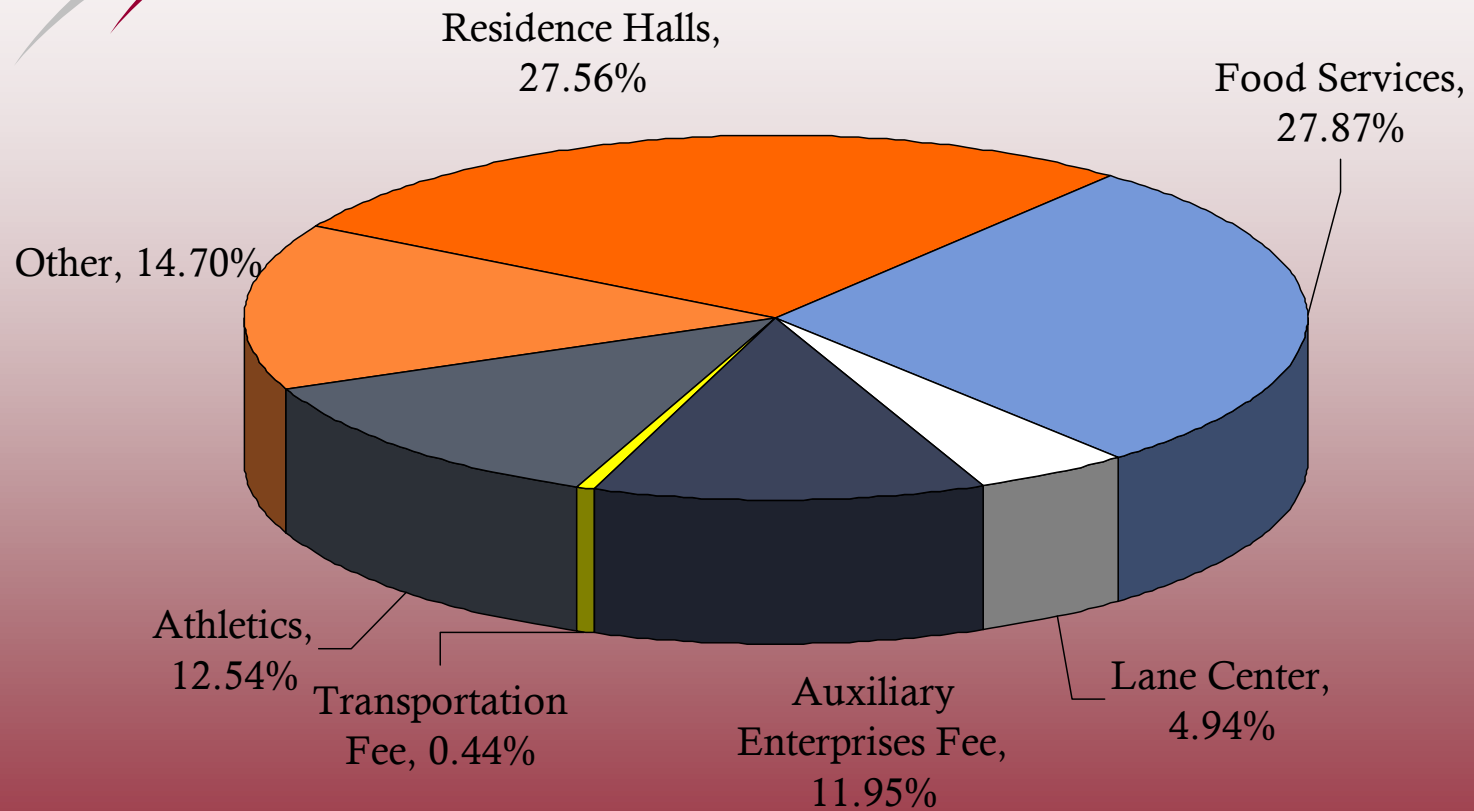
FY2008 Expenses

	Salaries & Wages
	Technical & Special Fees
	Communications
	Travel
	Fuel & Utilities
	Motor Vehicles
	Contractual Services
	Supplies & Materials
	Equipment – Replacement
	Equipment – Additional
	Grants, Subsidies, & Contributions
	Fixed Charges
	Land & Structures



Total Expenditures: \$89,378,543

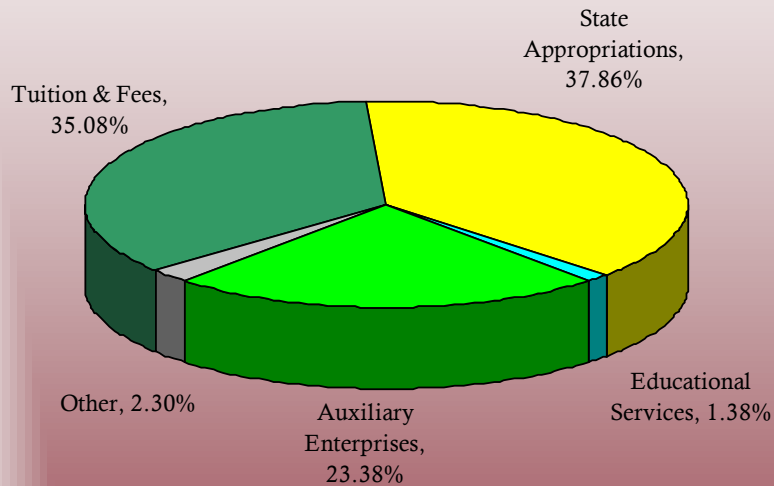
FY2008 Expenditures



Total Auxiliary Enterprises: \$19,213,227

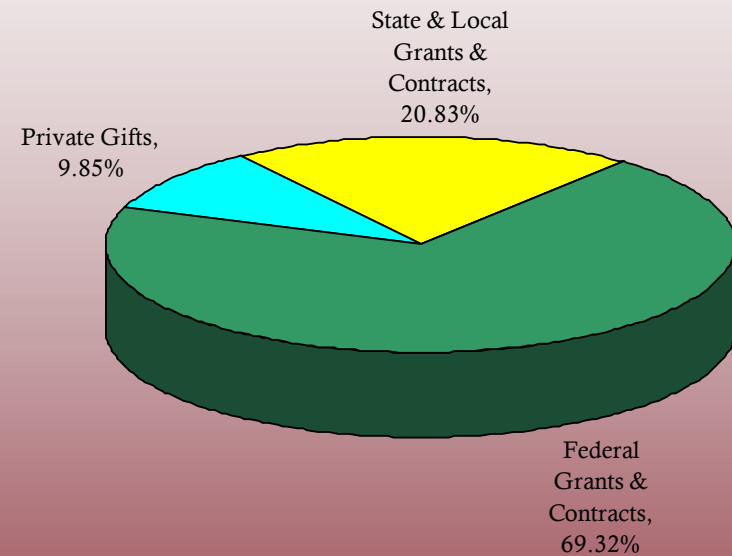
FY2008 Auxiliary Enterprises

Unrestricted Revenue



Total Unrestricted Revenue: \$82,183,687
91.95% of Total Revenue

Restricted Revenue



Total Restricted Revenue: \$7,194,856
8.05% of Total Revenue

Total Revenue: \$89,378,543

FY2008 Unrestricted vs. Restricted

FY2008 Revenue

Tuition & Fees	\$28,833,368
State Appropriations	\$31,116,909
Educational Services	\$1,131,905
Auxiliary Enterprises	\$19,213,227
Other	\$1,888,278
Restricted	\$7,194,856
TOTAL	\$89,378,543

FY2008 Expenses

Instruction	\$25,783,650
Research	\$102,103
Public Service	\$2,909,508
Academic Support	\$7,738,388
Student Services	\$4,232,087
Institutional Support	\$9,314,520
Physical Plant	\$14,243,611
Auxiliary Enterprises	\$16,207,680
Scholarships	\$8,846,996
TOTAL	\$89,378,543

FY08 Expenditures

Salaries & Wages	\$45,886,575
Technical & Special Fees	\$6,863,849
Communications	\$428,363
Travel	\$1,006,907
Fuel & Utilities	\$4,051,097
Motor Vehicles	\$553,638
Contractual Services	\$5,698,556
Supplies & Materials	\$4,924,213
Equipment – Replacement	\$650,431
Equipment – Additional	\$585,240
Grants, Subsidies, & Contributions	\$8,528,318
Fixed Charges	\$5,160,146
Land & Structures	\$5,041,210
TOTAL	\$89,378,543

FY08 Auxiliary Enterprises

Residence Halls	\$5,294,780
Food Services	\$5,355,589
Lane Center	\$948,496
Auxiliary Facilities Fee	\$2,295,495
Transportation Fee	\$85,328
Athletics	\$2,408,671
Other	\$2,824,868
TOTAL	\$19,213,227