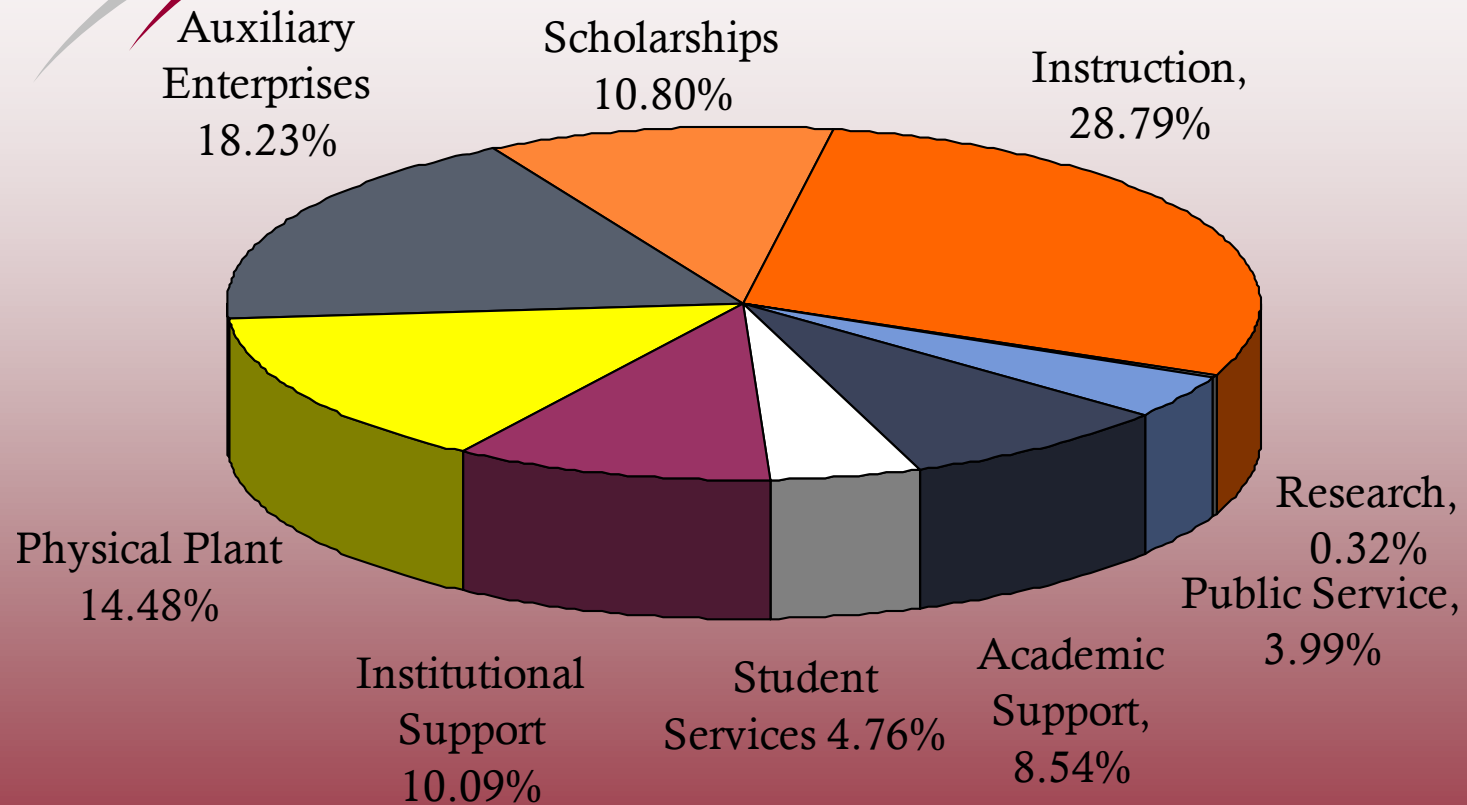


Total Revenue: \$94,280,510

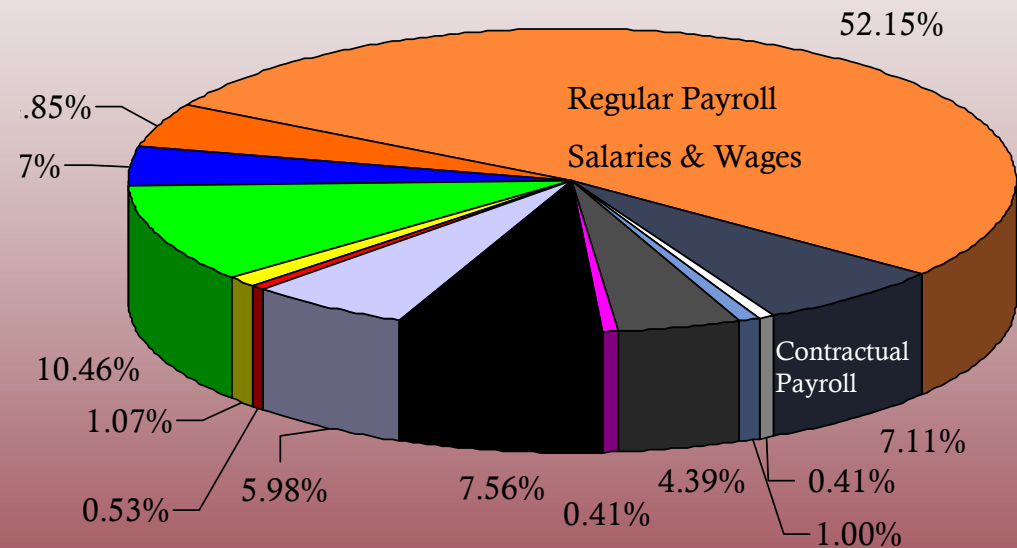
FY2009 Revenue



Total Expenses: \$94,280,510

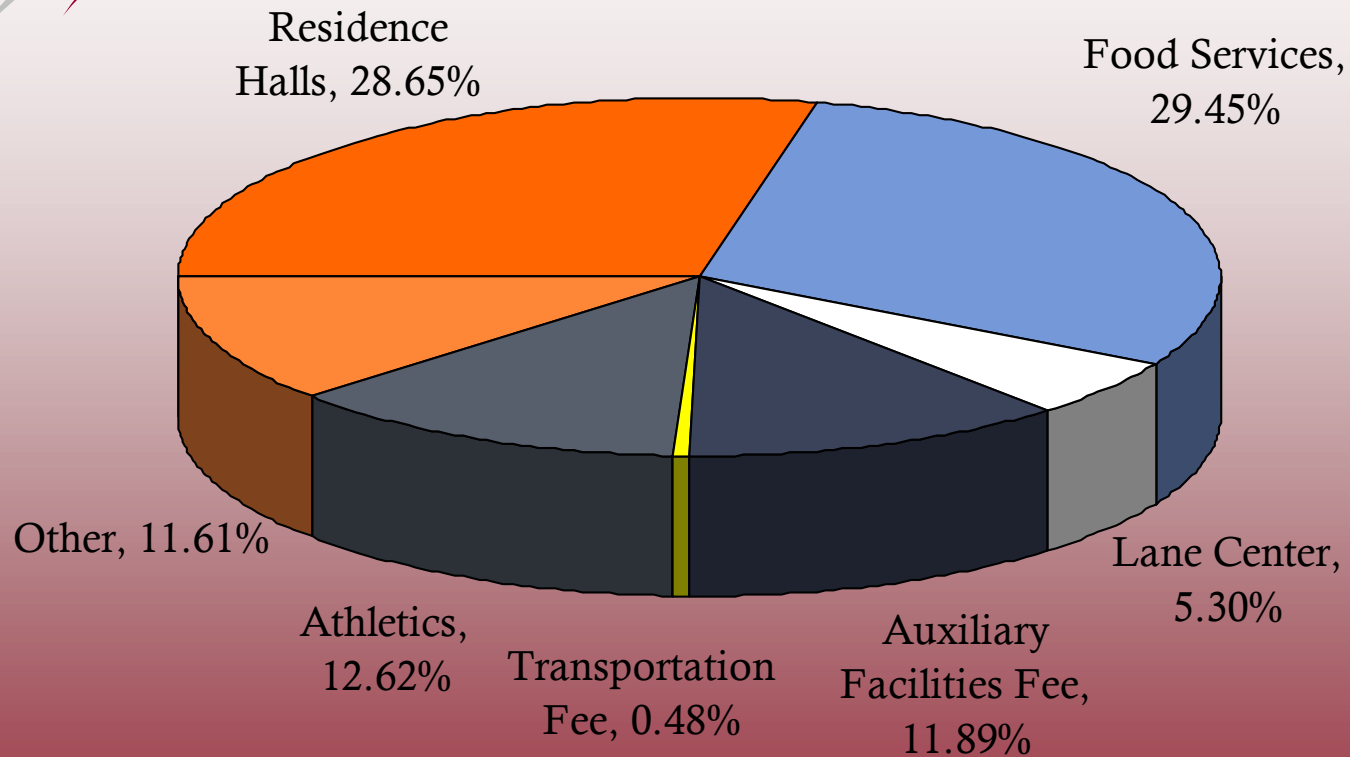
FY2009 Expenses

	Salaries & Wages
	Technical & Special Fees
	Communications
	Travel
	Fuel & Utilities
	Motor Vehicles
	Contractual Services
	Supplies & Materials
	Equipment – Replacement
	Equipment – Additional
	Grants, Subsidies, & Contributions
	Fixed Charges
	Land & Structures



Total Expenditures: \$94,280,510

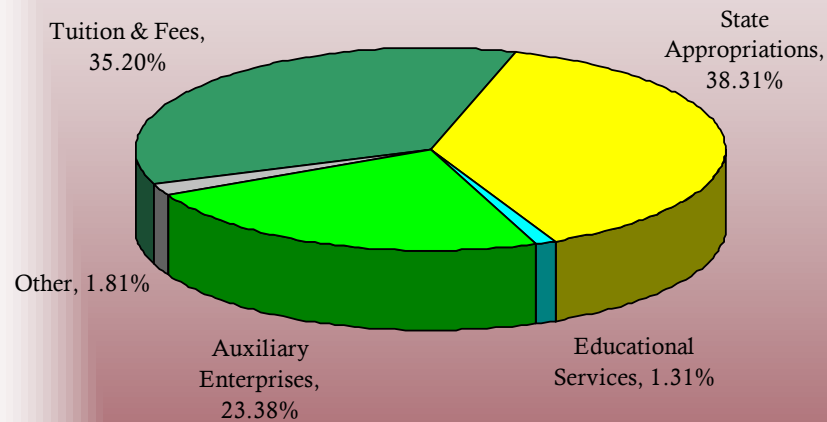
FY2009 Expenditures



Total Auxiliary Enterprises: \$19,991,325

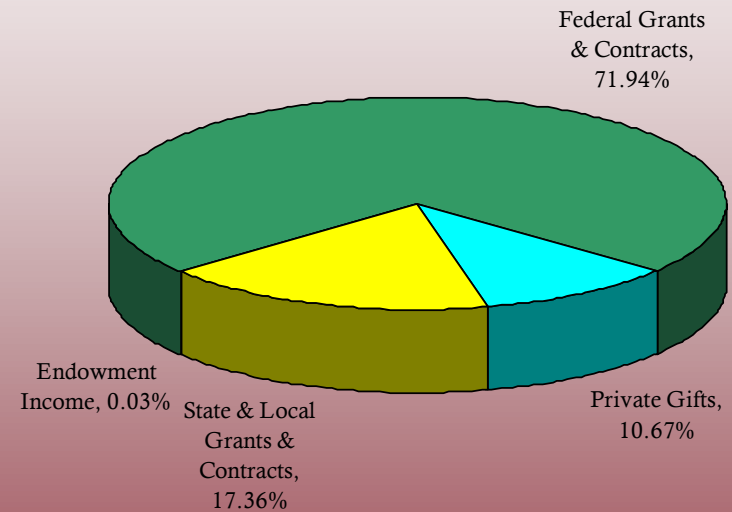
FY2009 Auxiliary Enterprises

Unrestricted Revenue



Total Unrestricted Revenue: \$85,519,904
90.71% of Total Revenue

Restricted Revenue



Total Restricted Revenue: \$8,760,606
9.29% of Total Revenue

Total Revenue: \$94,280,510

FY2009 Unrestricted vs. Restricted

FY2009 Revenue

Tuition & Fees	\$30,101,453
State Appropriations	\$32,765,066
Educational Services	\$1,116,701
Auxiliary Enterprises	\$19,991,325
Other	\$1,545,359
Restricted	\$8,760,606
TOTAL	\$94,280,510

FY2009 Expenses

Instruction	\$27,147,542
Research	\$298,672
Public Service	\$3,765,433
Academic Support	\$8,047,051
Student Services	\$4,488,813
Institutional Support	\$9,513,609
Physical Plant	\$13,647,979
Auxiliary Enterprises	\$17,189,669
Scholarships	\$10,181,742
TOTAL	\$94,280,510

FY2009 Expenditures

Salaries & Wages	\$49,171,621
Technical & Special Fees	\$6,706,111
Communications	\$390,933
Travel	\$947,121
Fuel & Utilities	\$4,138,802
Motor Vehicles	\$385,731
Contractual Services	\$7,130,828
Supplies & Materials	\$5,633,750
Equipment – Replacement	\$504,223
Equipment – Additional	\$1,005,039
Grants, Subsidies, & Contributions	\$9,861,016
Fixed Charges	\$3,833,196
Land & Structures	\$4,572,139
TOTAL	\$94,280,510

FY2009 Auxiliary Enterprises

Residence Halls	\$5,727,344
Food Services	\$5,886,692
Lane Center	\$1,059,510
Auxiliary Facilities Fee	\$2,376,256
Transportation Fee	\$96,378
Athletics	\$2,523,629
Other	\$2,321,516
TOTAL	\$19,991,325