

University Advisory Council Meeting Minutes
 Friday, March 18, 2022
 1:30 p.m. | President’s Conference Room

Attendance:

Name	Attended	Name	Attended	Name	Attended
Skott Brill	✓	Brianna Mercer	absent	Cynthia Smith	absent
Albert Delia	✓	Amy Nightengale	✓	Artie Travis	✓
Troy Donoway	absent	Bradford Nixon	✓	Donnell VanSkiver	absent
Johnston Hegeman	✓	Ronald Nowaczyk	✓	Ariyana Ward	absent
John Lombardi	✓	Ismerai Reyes Zuniga	absent	Robin Wynder	✓
Michael Mathias	Ben Norris	Kristian Robinette	✓		
Suzanne McCoskey		John Short	absent	Lacey Fornwalt (SGA)	✓

- I. Call to Order at 1:31 p.m.
- II. Introductions
- III. Approval of Minutes – February 18, 2022
- IV. MD Collaborative Report on Alcohol and Cannabis Use (Dr. Graham)
 - A. FSU-26% response rate
 1. Good response rate
 2. Last year data -pandemic related
 - B. Presented condensed 14-page version
 1. Full slide deck available on SAFE office website
 - C. Training offered to retailers in area
 1. Helps them understand the law
 2. Keeps bars informed
 3. Checks a box for state licensing
- V. Committee Reports
 - A. UCDEI (Dr. Nowaczyk)
 1. Hate Bias Policy on website.
 - i. Three governance groups gave feedback on policy.
 2. Last year’s statics on incidents are also on website.
 - B. BAC (Dr. Norris for Dr. Mathias)
 1. Meeting was held on March 7, 2022.
 2. Troy Donoway gave brief FY23 budget presentation.
 3. Plans for analysis of survey—400 responds
 4. Next meeting is scheduled for April 6, 2022
- VI. Governance Unit Updates
 - A. Faculty Senate (Dr. Lombardi)
 1. Bill Anderson and David K from Economic department were both approved for emeriti
 2. 2 new nursing programs were approved by faculty senate
 3. Data Science minor, Diversity Management, Commutations certificates and several other course changes are expected to be on the next Faculty Senate agenda for approval next month
 4. FCC bringing to faculty senate
 - i. Fully on-line teaching can have office hours fully on-line and others that teach face to face have 50% of office hours online.
 - ii. University Counsel & Retention name change to Student Success Committee

- iii. Look at requirements for diversity statement in syllabus
- B. SGA (Lacey Fornwalt)
 - 1. Café Takeover went well—high attendance
 - 2. SGA election
 - i. Ariyana Ward-President, Brianna Mercer-Vice President, Julie Southard-Treasurer
 - 3. Student worker survey-72 responses
 - i. Trying to work on a focus group for this survey
 - 4. Mental Health Survey and Food Mealtime survey should be going out soon.
 - 5. Disability Report system and Parking Report system (campus police) are now active.
 - i. Trying to help make campus more accessible for students with disabilities
- C. Staff Senate (Dr. Hegeman)
 - 1. Survey Workgroup reports.
 - i. Gave to President to distribute to his team
 - ii. Members of staff senate have had discussions with president on these
 - iii. Goal-Improving process
 - iv. Working with IT to set up formal suggestion boxes for employees to send in ideas on how to improve things on campus. Keeps employee engaged.

VII. Division Updates

- A. Vice Presidents
 - 1. Dr. Norris for Dr. Mathias
 - i. Continuing to work on Strategic and Enrollment Plan. Working on the final stages to update MOU with University of Baltimore- School of Law. Should provide pathway for students wanting accelerated law degree.
 - ii. Working on efforts for dual enrollment for High School students.
 - iii. Implementing EAB navigation platform to manager student success case management. Bringing more faculty onto the implementation team.
 - iv. Updating BOR enrollment workgroup with strategic plan March 31, 2022.
 - v. Ben Norris has been working on pre-loading updated programs on the Academic Common market.
 - vi. Update from BOR Educational and Life meeting held March 4, 2022. Noted PA program for its growth and early success, MD Accelerates Program contribution to new teacher development, and Delanie Blubaugh was specially recognized for her USM student civic leader.
 - vii. GEP review committee working groups are presenting their curriculum models at the end of month. Expected to be complete possibly by end of this academic year.
 - viii. Admissions: Launching a major new social media campaign. Utilizing all the marketing features available through social media.
 - ix. Virtual Admitted Students Week will be April 4th-9th. Over 100 students registered for this event. For both admitted and deposited students. Deposited students will be eligible to register for some courses that day.
 - x. Campus Visit Day Monday, April 18, 2022
 - xi. In-person Honors convocation the night before graduation. Single event for both departmental/program honors and university honors.
 - 2. Mr. Donoway (absent)
 - 3. Dr. Travis
 - i. New employee in CAPS-Chris Lyons
 - ii. Residence Halls applications have increased.

- iii. Day of Giving Reminder
 - iv. Bobcat against Bias Week starting Monday, April 4, 2022
 - 4. Mr. Short (absent)
 - 5. Mr. Delia
 - i. Innovation Park has received significant funding but is still awaiting additional funding and other approvals, primarily from the Maryland Department of Commerce. All processes are completed. Study of site.
 - ii. Focusing on Industry sectors in region-future of the region
 - iii. Challenger Center-looking to secure additional funding.
 - iv. Resolution from city of Frostburg to give FSU former City Hall building instead of selling it to FSU. Saves months of process time. \$4 million in hand at this point, looking to seek more funding.
 - v. Update-received funding for housing studies for 5 counties to see what kind of housing is wanted in these areas. Study shows what we are missing and how to feel in the voids and help create incentives to accelerate the area. Trying to find ways to increase returns on investments for investors.
 - B. President Nowaczyk
 - 1. Strategic Enrollment Management Plan will be giving report to working a group of BOR. President Nowaczyk will be convening a virtual meeting with chairs to give them an update.
 - 2. Chancellor Perman will be visiting campus on April 22nd.
 - 3. Capital testimony – submitted testimony to House and Senate this week. Not ask to make an appearance this year. Expected to receive \$10 million for infrastructure.
- VIII. Discussion Items
- A. COVID (Brad)
 - 1. Taking actions to loosen up FSU guidelines. Zero cases this week. Moving slowly, waiting to see numbers after Spring Break. Earliest to remove mask mandate would be March 31. No vaccine mandate requirement planned for the Fall-it will be encouraged but not required.
 - B. Student Commencement Speeches (Ben Norris for Mike Mathias)
 - 1. Faculty brought forward concerns regarding graduation speeches pushing religious beliefs. Feels speeches need to be kept broad. Looking for more ideas. Suggestion from conversation was to maybe give guidelines and provide more guidance.
- IX. Adjournment at 3:09 p.m.

Next meeting: April 15, 2022

Submitted by: Amy Nightengale

Payroll Manager, Staff Senate Representative

Alcohol and Cannabis Use during the COVID-19 Pandemic:

Recommendations for Action at Frostburg State University

Fall 2021

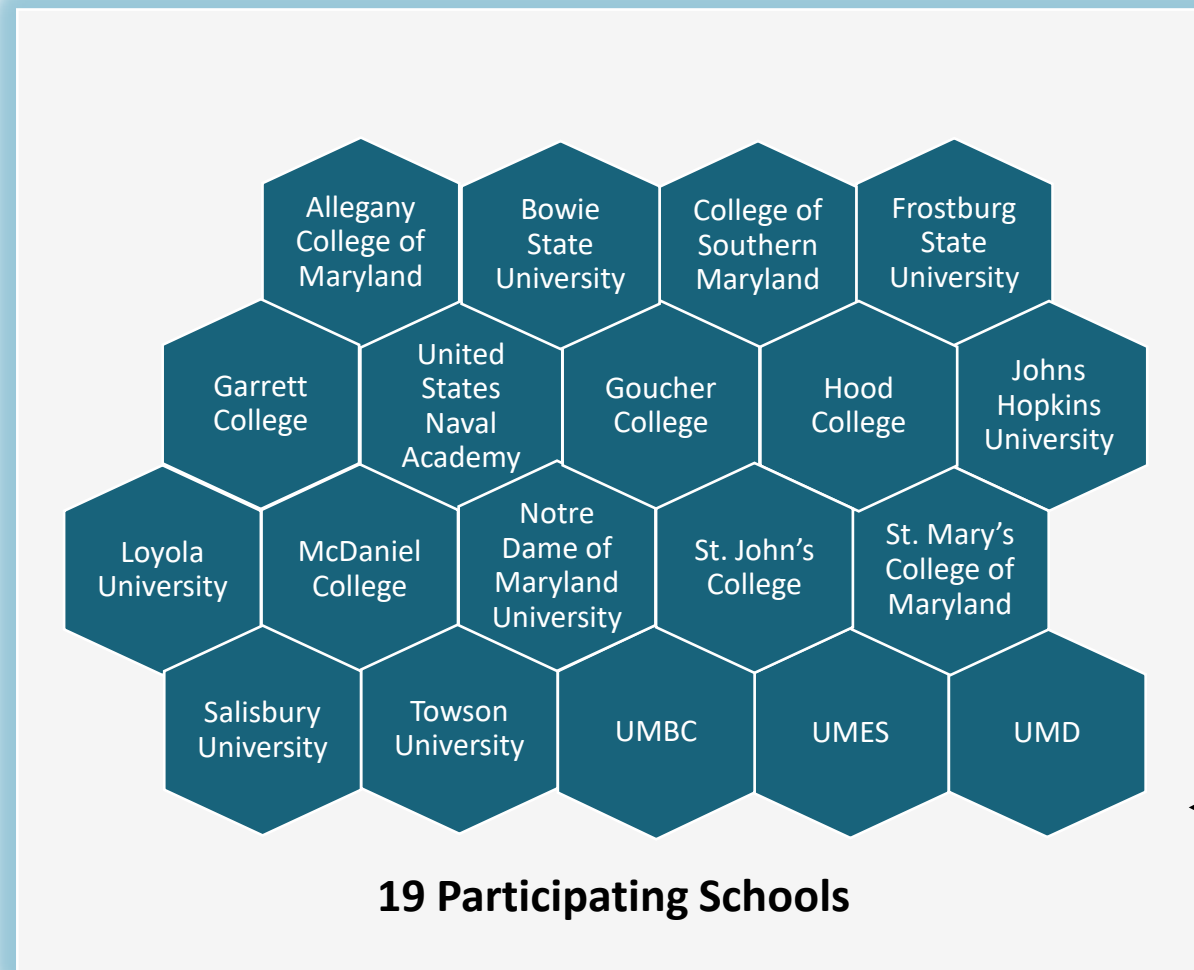


THE MARYLAND COLLABORATIVE

TO REDUCE COLLEGE DRINKING AND RELATED PROBLEMS

For more information, please contact Amelia Arria at aarria@umd.edu or (301) 405-9795

Maryland Collaborative Today in 2021



Structure

Governance Council
(College Presidents)

**Campus Council
&
Campus Community Task
Force**
(Campus Representatives +)

Public Health Faculty
Amelia M. Arria, Ph.D. (UMCP)
Sara Benjamin-Neelon, Ph.D. (JHU)

Funding Acknowledgment:
Maryland Department of Health

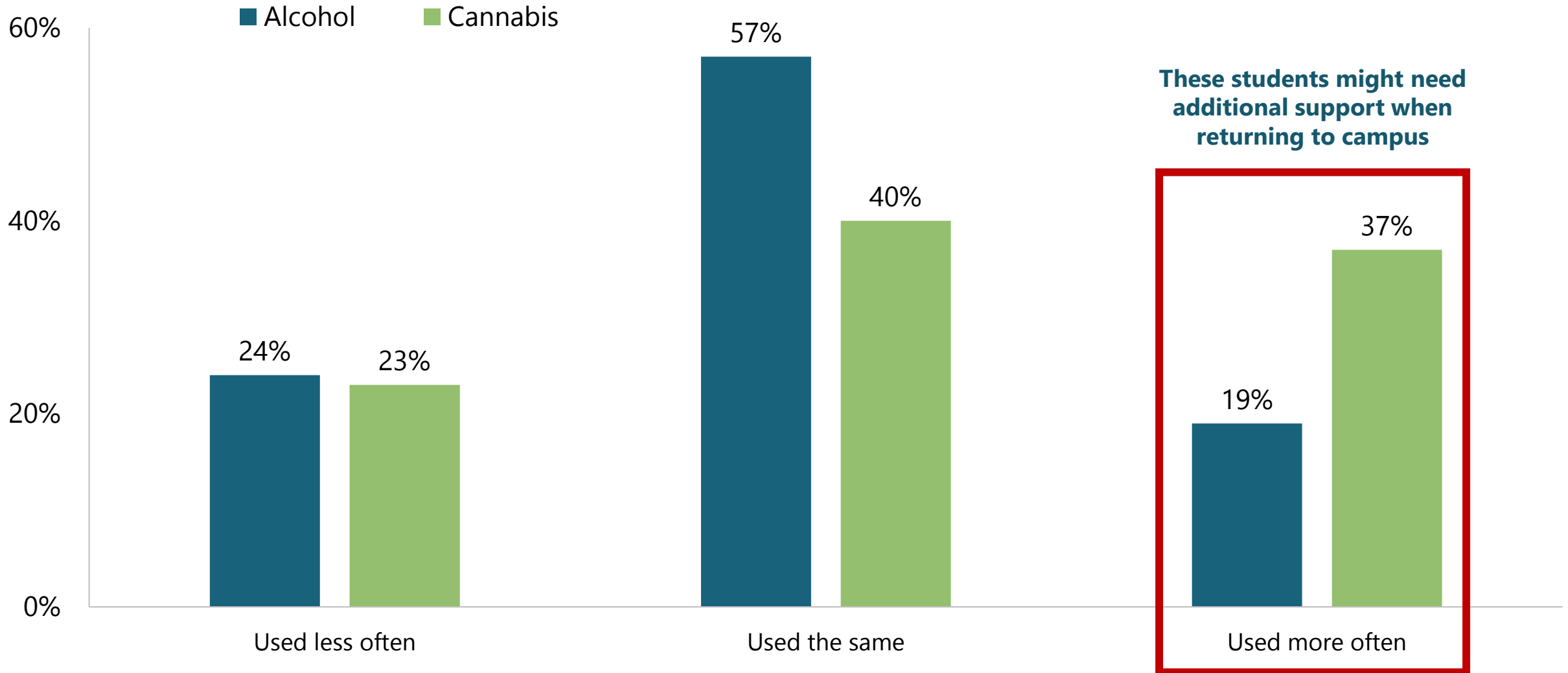
Participation in the MD-CAS 2021

- 4,176 students from ten schools participated in the MD-CAS 2021.
- The online survey was administered in March 2021.
- Frostburg State University has participated in the MD-CAS annually since 2014.
- In 2021, 665 full-time undergraduate FSU students ages 18 to 25 participated (26% response rate).
- When compared with the overall FSU student body, females were overrepresented.

	FSU MD-CAS 2021 Sample (<i>n</i> =665)	Overall MD-CAS 2021 Sample (<i>N</i> =4,176)
Gender		
Female	64%	67%
Male	34%	31%
Genderqueer, non-binary, or other gender	2%	2%
Declined to state	0%	<1%
Race/ethnicity		
Non-Hispanic White	57%	47%
Non-Hispanic Black/African American	28%	21%
Hispanic	7%	9%
Non-Hispanic Asian/Pacific Islander	2%	16%
Other or Multiracial	6%	7%
Age		
18 to 20	55%	62%
21 to 25	45%	38%

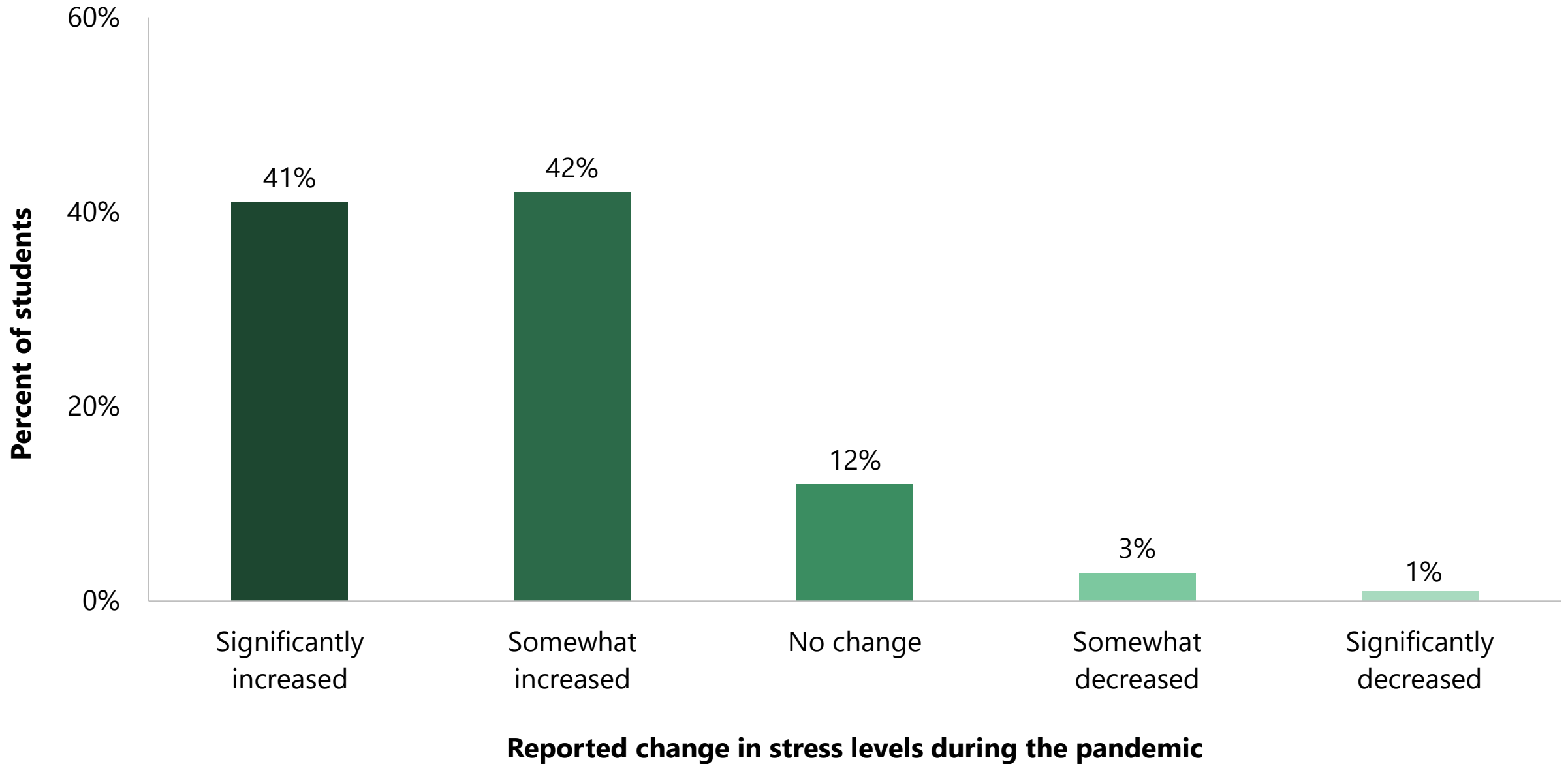
Some FSU Students Increased Substance Use During the Pandemic

Self-Reported Changes in Alcohol and Cannabis Use among Students during the COVID-19 Pandemic



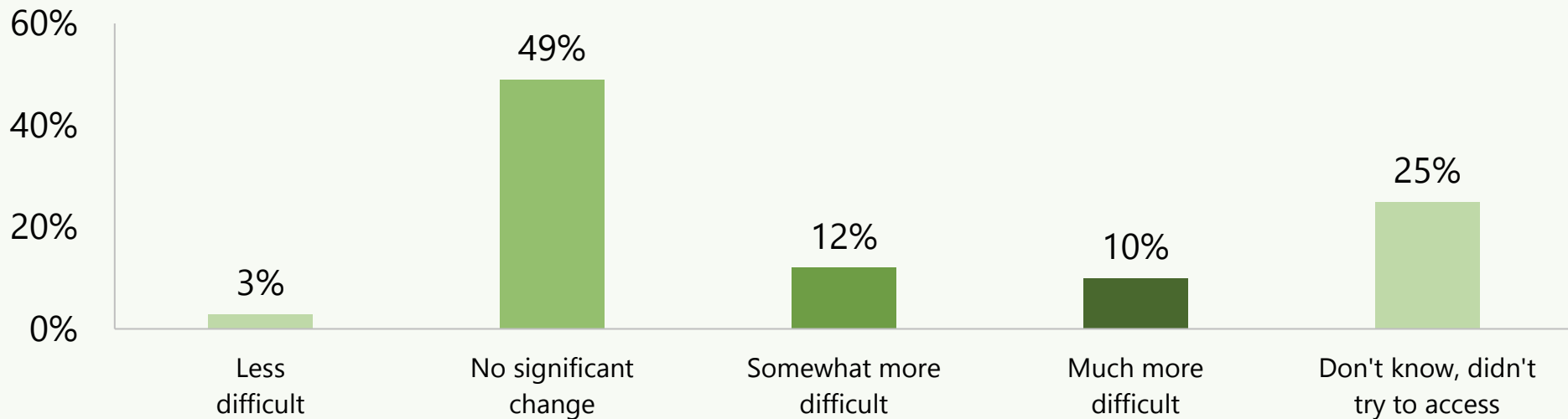
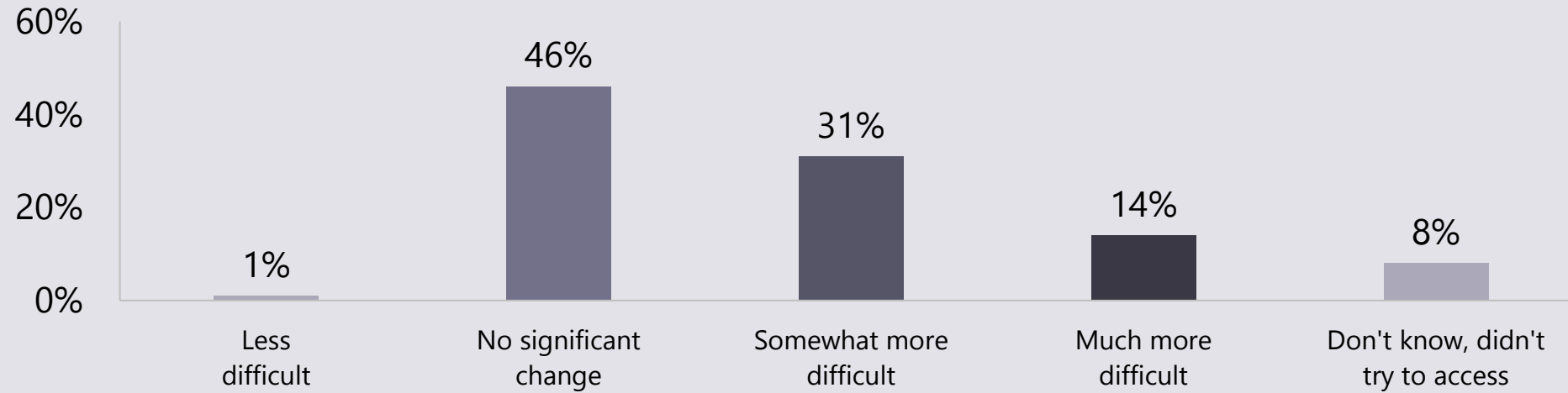
Note: Among students who drank during the past year for the alcohol bars ($n=353$), and among students who used cannabis during the past year for the cannabis bars ($n=131$).

The Pandemic Increased Stress Levels among Most FSU Students



How Did the Pandemic Affect Health Care Access among FSU Students?

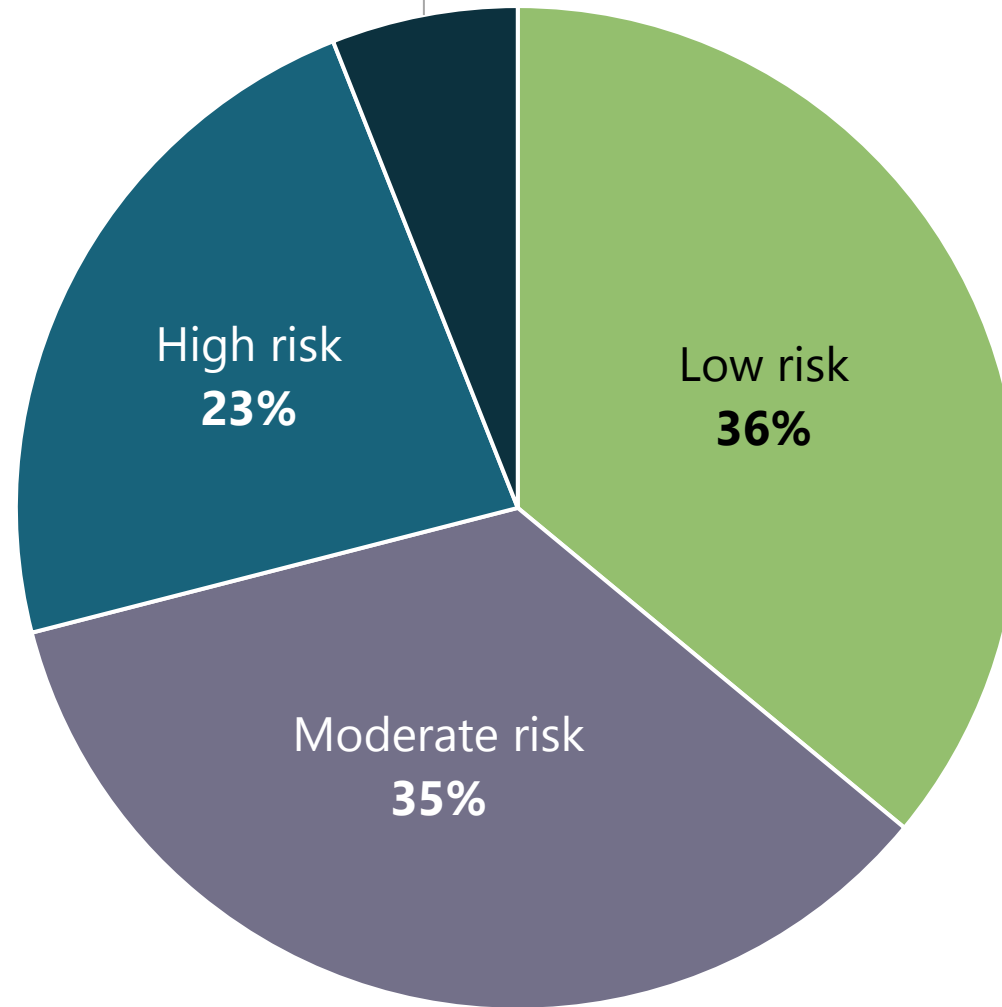
Access to Health Care Services



Access to Counseling or Mental Health Services

Alcohol Use among FSU Students

Very high risk **6%**



LOW RISK
Students who *did not drink* during the past year (including lifetime abstainers)

MODERATE RISK
Drank during the past year, but *did not binge drink** during the past month

HIGH RISK
Binge drinking one to four times during the past month

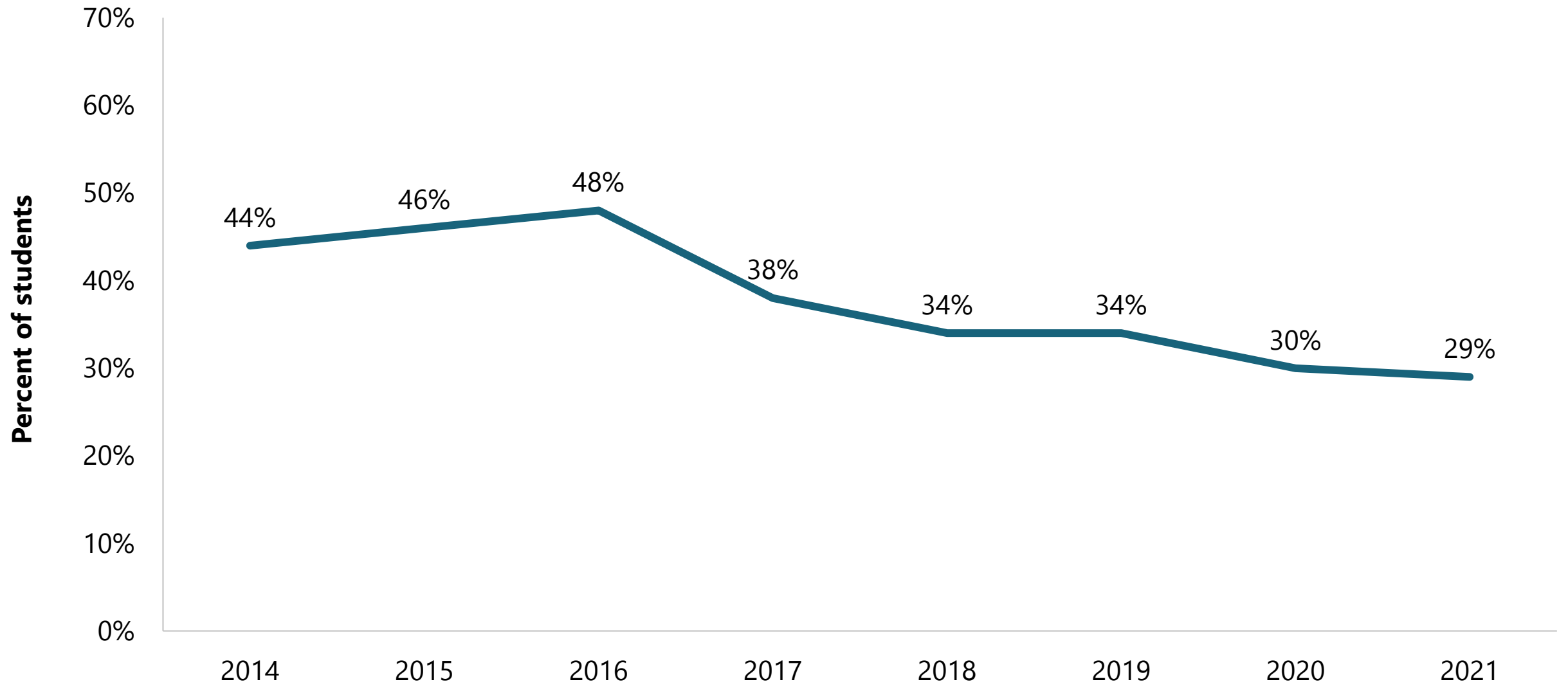
VERY HIGH RISK
Binge drinking five or more times during the past month

64%
drank alcohol during the past year

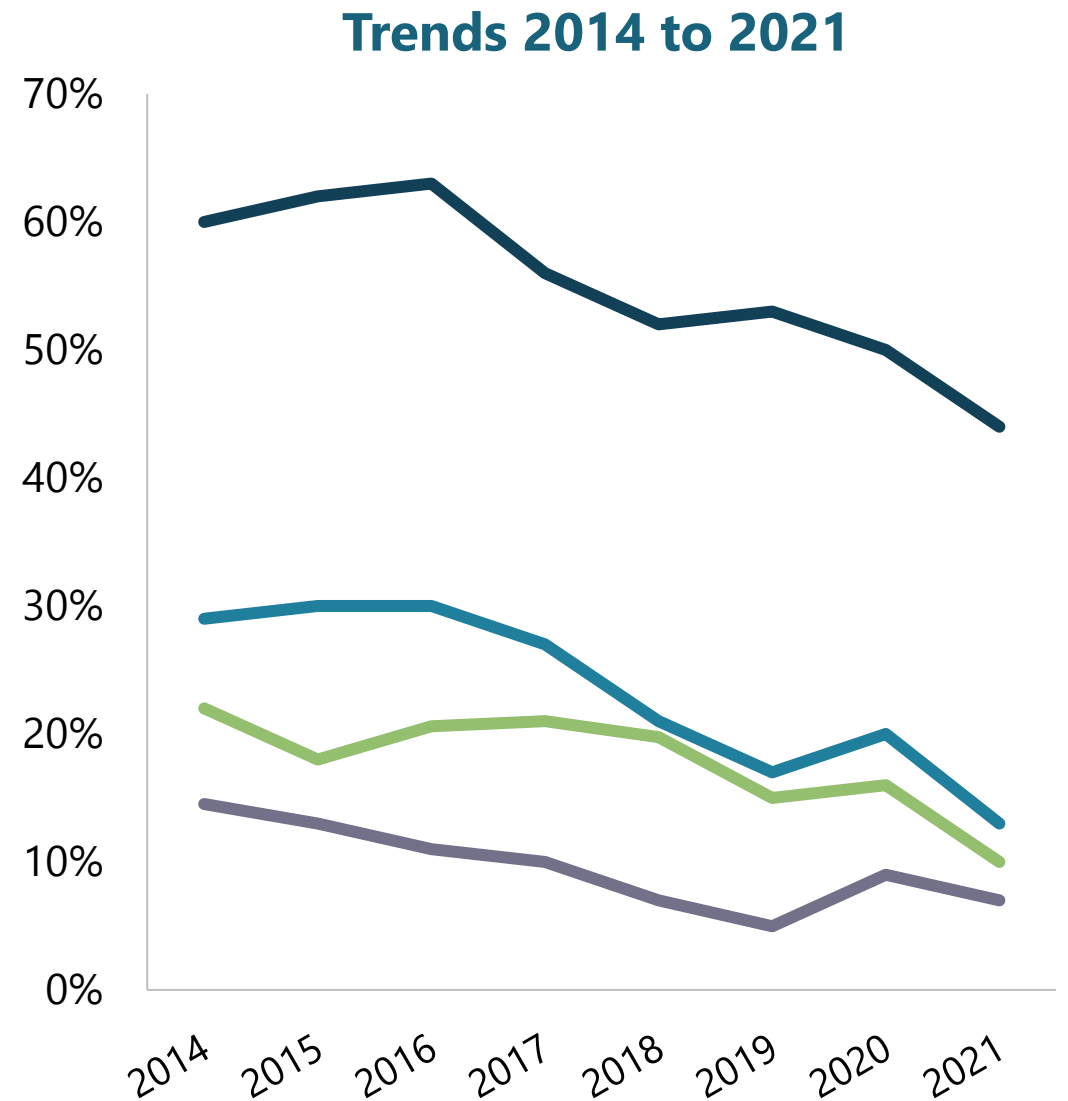
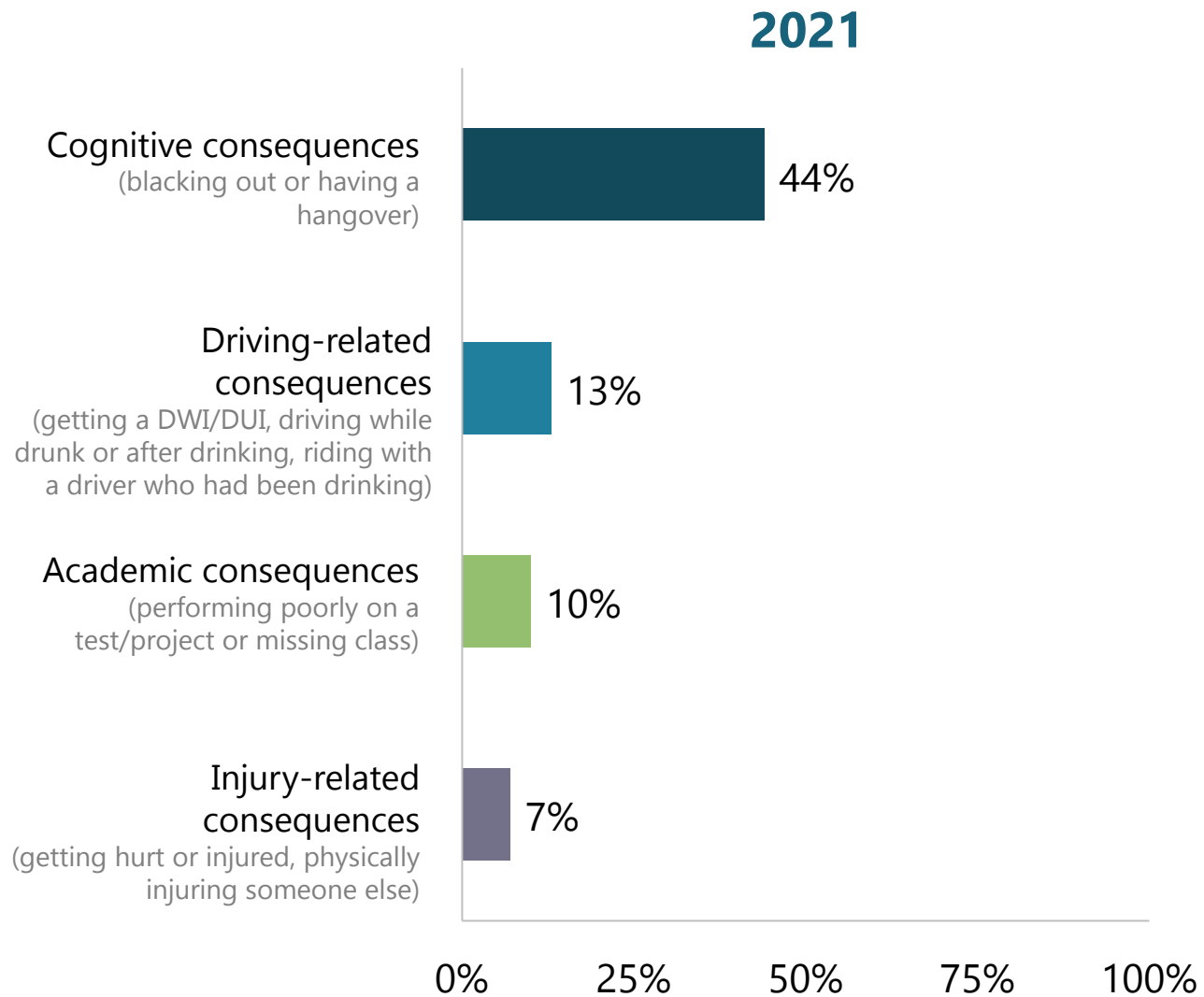
52%
drank alcohol during the past month

Note: Binge drinking is defined as consuming 5 or more drinks for males/4 or more for females and transgender people on the same occasion (i.e., in a row or within a few hours) on at least one day during the past 30 days.

Past-month Binge Drinking among FSU Students, 2014-2021



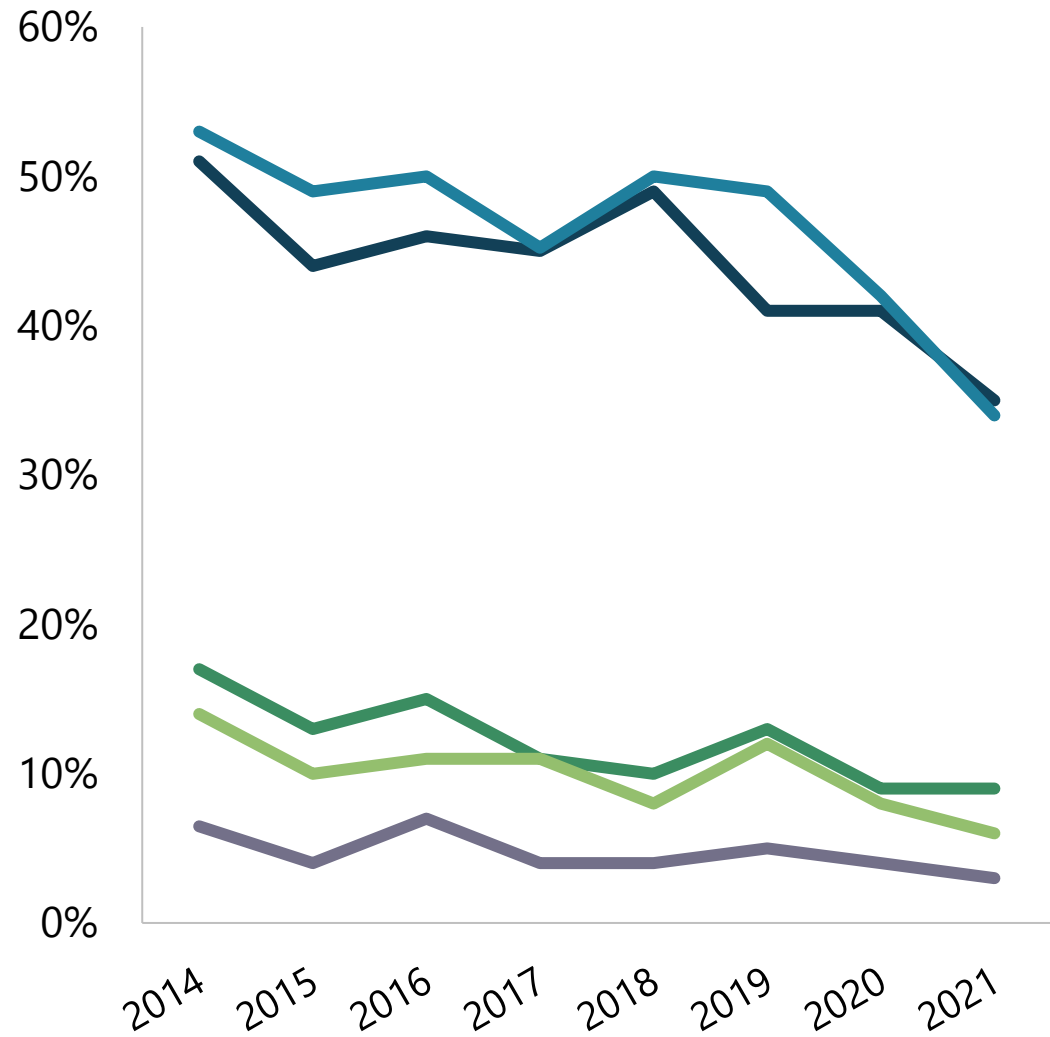
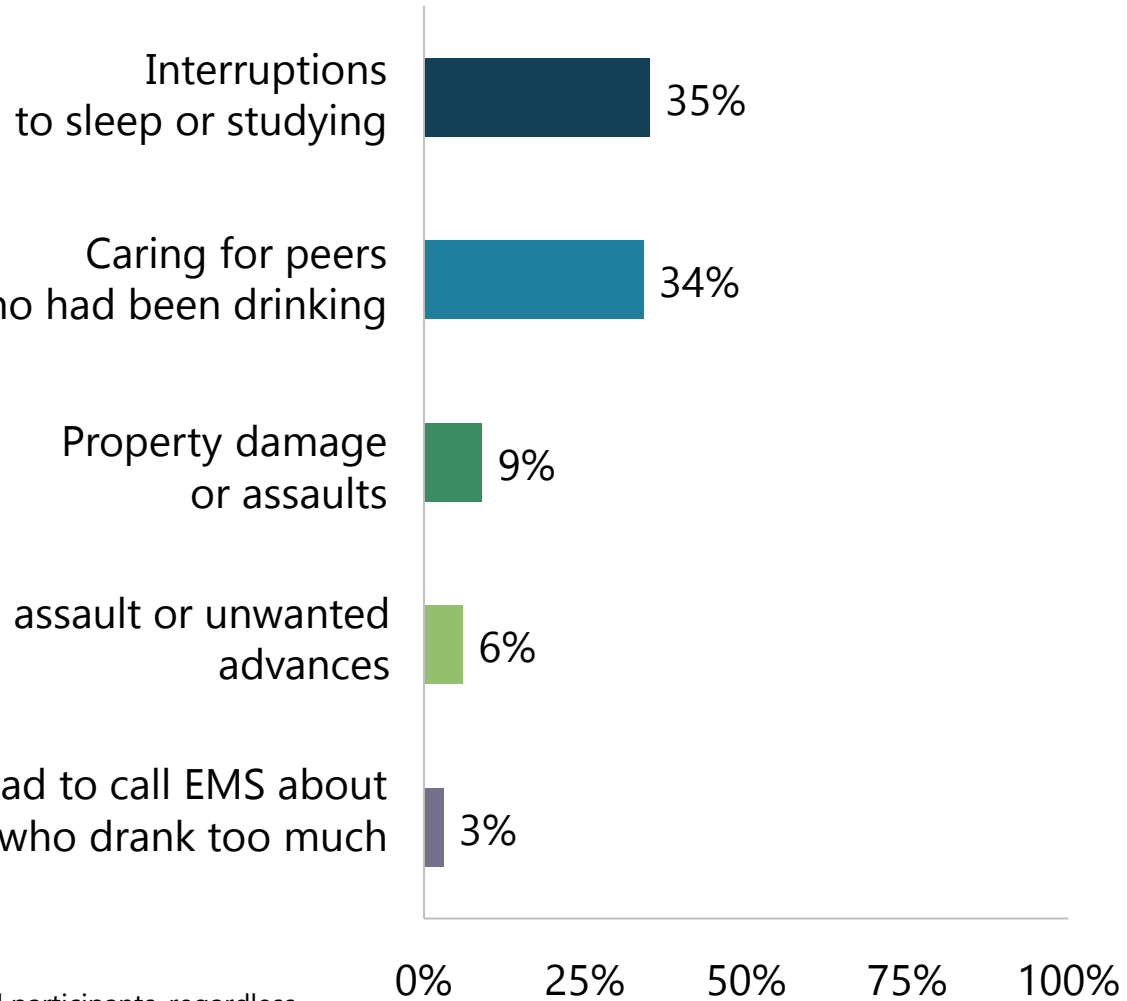
Direct Consequences of Alcohol Use among FSU Past-year Drinkers



Harms Experienced as a Result of Someone Else's Alcohol Use among FSU Students

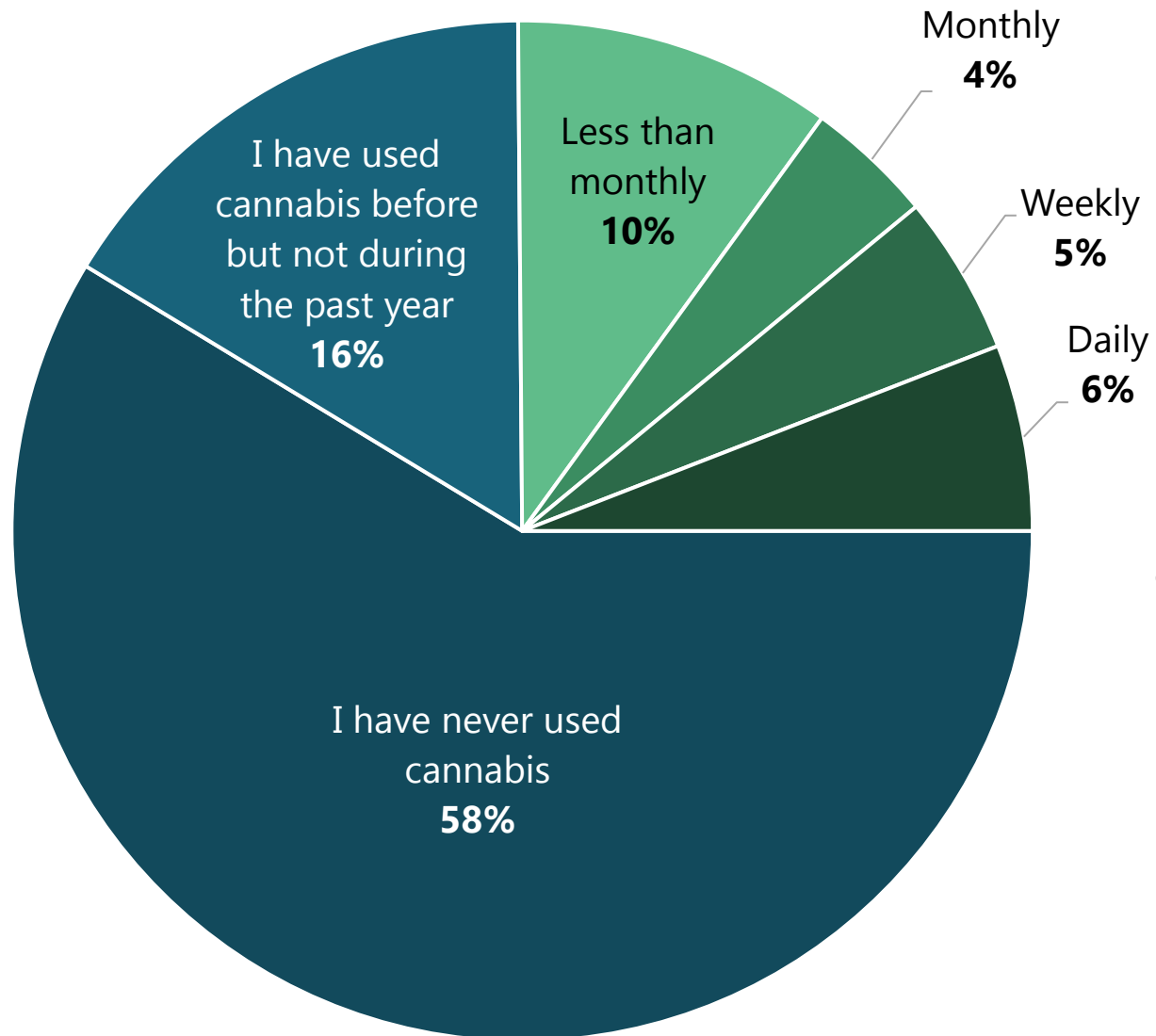
2021

Trends 2014 to 2021

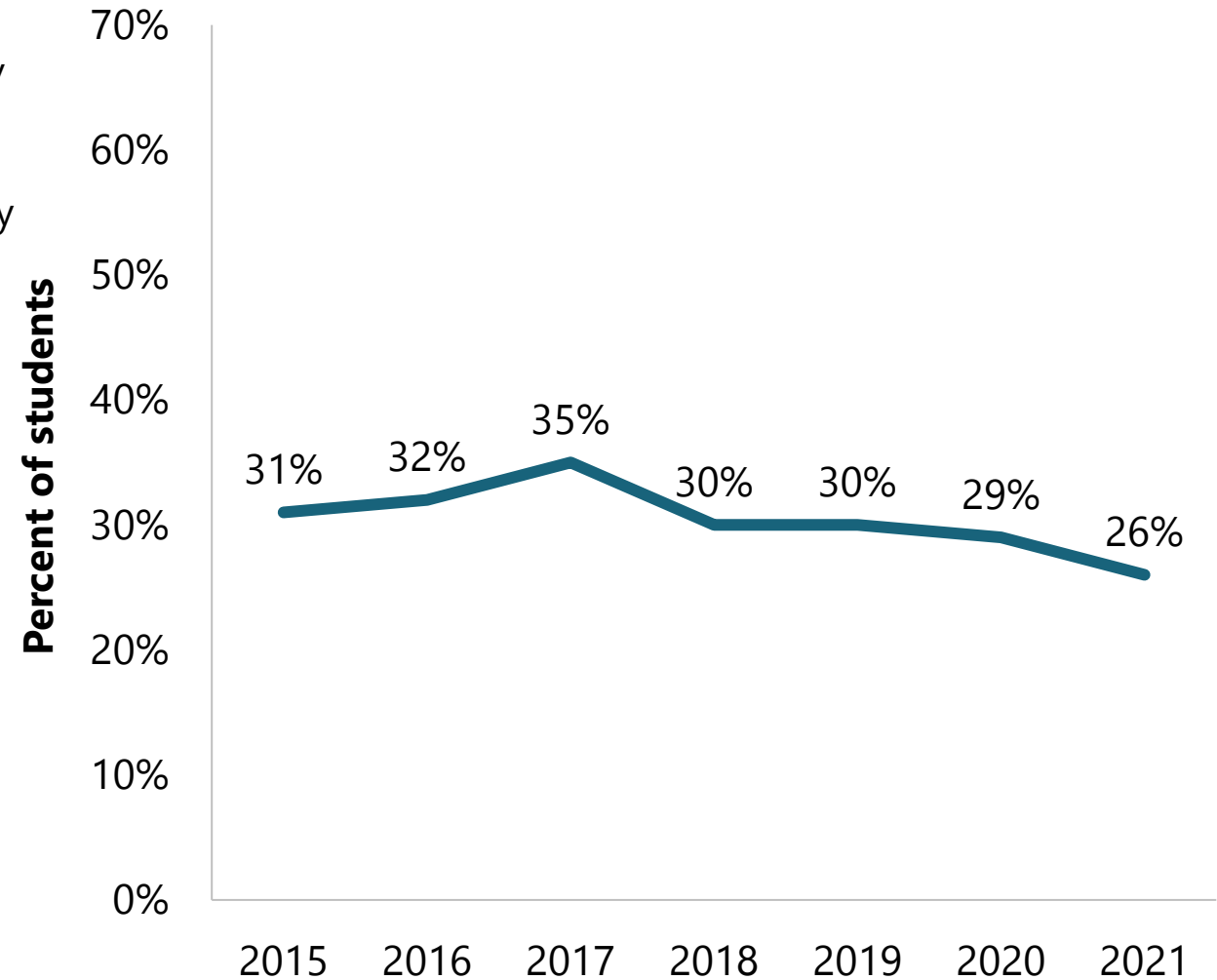


Note: Among all participants, regardless of their level of alcohol use.

Past-year Cannabis Use among FSU Students



Trends in Past-year Cannabis Use, 2015 to 2021

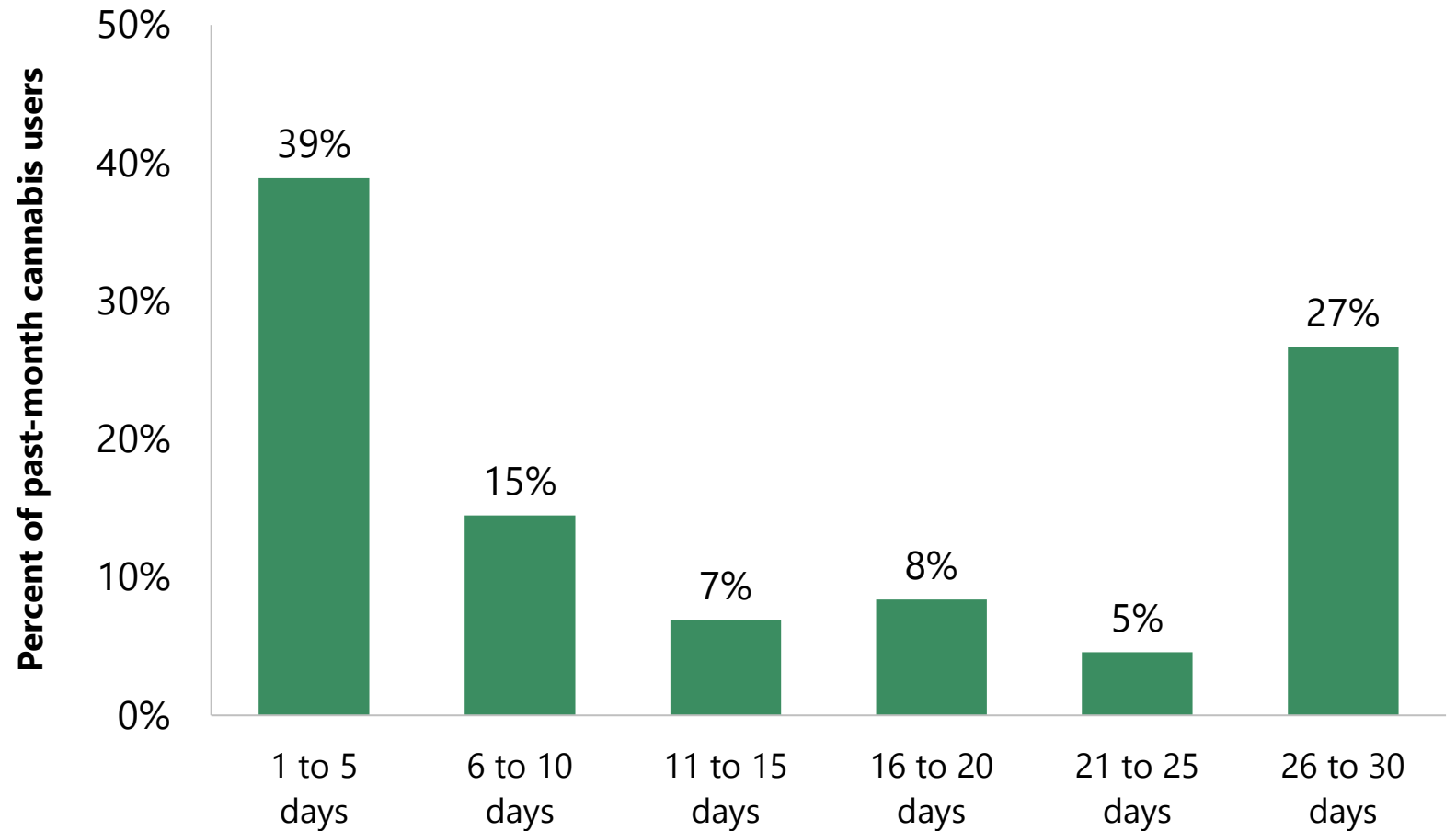


Past-month Cannabis Use among FSU Students

21%

**of FSU students
used cannabis
during the past
month**

Frequency of use during the past month,
among $n=131$ past-month users




Other Substance Use among FSU Students

Substance	% of students who used during the past year
Tobacco	
E-cigarettes or other vape products	20%
Cigarettes	8%
Other tobacco products (e.g., chewing tobacco, cigars)	9%
Prescription drugs used nonmedically	
Prescription stimulants	2%
Prescription analgesics (pain relievers)	1%
Prescription tranquilizers	0%
Prescription sedatives	<1%
Other substances	
CBD products	14%
Hallucinogens	3%
Cocaine	2%
Ecstasy	<1%
Heroin	0%
Methamphetamine use	0%

Action Items for Fall 2021

- Allocate resources to prevention, awareness, & support
- Continue Training for Retailers
- Communication about unruly social gathering ordinance
- Policy Enforcement
- Collaborate with law enforcement
- Continue investment in community coalition



Keeping the Environment Safe

Using Collaborative Resources