





FSU Alumni Survey_2019





Description:



Date Created: 7/30/2019 2:23:23 PM









Date Range: 7/31/2019 9:00:00 AM - 10/18/2019 11:59:00 PM

Total Respondents: 89






Did you transfer to Frostburg State University from another college or campus?			
Count	Percent		
57	64.04%		No
28	31.46%		Yes, from a Maryland community college
0	0.00%		Yes, from a Maryland four-year college or university
4	4.49%		Yes, from an out-of-state college or university
89	Respondents		

Would you have been financially able to complete your degree without the financial aid you received?			
Count	Percent		
9	10.11%		I did not receive any type of financial aid
8	8.99%		Yes, without major financial hardship to me and/or my family
23	25.84%		Yes, with major financial hardship to me and/or my family
49	55.06%		No, I would not have been financially able to complete my degree
89	Respondents		




Since completing your program at Frostburg State University, have you ever enrolled in school again?			
Count	Percent		
54	60.67%		No, I have not enrolled in school again.
35	39.33%		Yes.
89	Respondents		

What certificate or degree were you seeking at the school referred to in question 3?			
Count	Percent		
1	2.86%		Certificate (undergraduate level)
4	11.43%		Associate's Degree (2 years)
8	22.86%		Bachelors degree
19	54.29%		Masters degree
0	0.00%		Doctoral degree
0	0.00%		Graduate Certificate
2	5.71%		First Professional degree (medicine, law, nursing, pharmacy, theology)
1	2.86%		I was not seeking a degree or certificate
35	Respondents		





How well did Frostburg State prepare you for graduate or professional study?

Count	Percent		
3	8.57%		I have not enrolled for graduate or professional study.
11	31.43%		Excellent preparation
16	45.71%		Good preparation
4	11.43%		Fair preparation
1	2.86%		Poor preparation
35	Respondents		



How was the major you were seeking when you enrolled again related to the major you completed at Frostburg State?

Count	Percent		
10	28.57%		Same major
18	51.43%		Different but related major
7	20.00%		Different major
35	Respondents		

Are you currently employed?

Count	Percent		
63	71.59%		Yes, full-time
15	17.05%		Yes, part-time
7	7.95%		No but I am seeking employment
3	3.41%		No and I am not seeking employment
88	Respondents		

Where is your place of employment?






Count	Percent		
49	62.82%		Maryland
5	6.41%		District of Columbia
3	3.85%		Northern Virginia suburbs of DC
10	12.82%		Neighboring state: (DE, NJ, PA, WV, elsewhere in VA)
11	14.10%		Other state
78	Respondents		





Look at the following list and select the category that best describes your current occupation:




Count	Percent		
5	6.41%		Financial (to include accountant, financial analyst, banker, broker, claims adjuster)
7	8.97%		Information Systems (to include programmer/analyst, computer /software engineer, electronics technician, project manager, or security specialist)
3	3.85%		Engineer or Architect (to include engineering technician)
14	17.95%		Health Professional (to include technicians)
1	1.28%		Legal Professional or Law Enforcement (to include paralegal or legal secretary)
2	2.56%		Manager, Executive, Proprietor
2	2.56%		Scientist (to include research scientist - social, life, physical, or mathematics - statistician, analyst and scientific tech.)
7	8.97%		Sales or Marketing (to include retail and real estate)
2	2.56%		Social Worker
9	11.54%		Teacher
24	30.77%		Other Professional
2	2.56%		Skilled trades, secretary, clerical, laborer, service occupations
78	Respondents		






What is your annual salary or wage in your current job?






Count	Percent		
13	16.67%		less than \$20,000
4	5.13%		\$20,000 to 24,999
4	5.13%		\$25,000 to 29,999
3	3.85%		\$30,000 to 34,999
8	10.26%		\$35,000 to 39,999
6	7.69%		\$40,000 to 44,999
11	14.10%		\$45,000 to 49,999
6	7.69%		\$50,000 to 54,999
5	6.41%		\$55,000 to 59,999
4	5.13%		\$60,000 to 64,999
2	2.56%		\$65,000 to 69,999
12	15.38%		\$70,000 or more
78	Respondents		

How well did Frostburg State prepare you for your current job?			Not related, but I would like a job related to my major
Count	Percent		
21	26.92%		Excellent preparation
33	42.31%		Good preparation
15	19.23%		Fair preparation
4	5.13%		Poor preparation
5	6.41%		Uncertain
78	Respondents		

To what extent is your current job related to your major or area of study at Frostburg State?			
Count	Percent		
40	51.28%		Directly related
23	29.49%		Somewhat related
6	7.69%		Not related, but is not important to me
9	11.54%		
78	Respondents		

Was a bachelor's degree required in order to obtain your current job?			
Count	Percent		
48	61.54%		Yes
27	34.62%		No
3	3.85%		I am not sure
78	Respondents		

If you were to do it over, would you attend Frostburg State again?			
Count	Percent		
41	46.59%		Definitely yes
24	27.27%		Probably yes
15	17.05%		Not sure
5	5.68%		Probably no
3	3.41%		Definitely no
88	Respondents		

If you were to do it over, would you major in the same field again?			
Count	Percent		
50	56.82%		Definitely yes
13	14.77%		Probably yes
10	11.36%		Not sure
12	13.64%		Probably no
3	3.41%		Definitely no
88	Respondents		

Were you a legal resident of Maryland when you first enrolled in Frostburg State?			
Count	Percent		
81	92.05%		Yes
7	7.95%		No
88	Respondents		

Where do you currently live?			
Count	Percent		
63	71.59%		Maryland
25	28.41%		Elsewhere

FSU's General Education Program (GEP) was a valuable part of my undergraduate education.			
Count	Percent		
9	10.47%		Strongly Agree
22	25.58%		Agree
33	38.37%		Neither Agree or Disagree
15	17.44%		Disagree
7	8.14%		Strongly Disagree
86	Respondents		

FSU's General Education Program (GEP) played an important role in my professional growth and development.			
Count	Percent		
6	6.98%		Strongly Agree
18	20.93%		Agree
33	38.37%		Neither Agree or Disagree
19	22.09%		Disagree
10	11.63%		Strongly Disagree
86	Respondents		

FSU's General Education Program (GEP) played an important role in my personal growth and development.			
Count	Percent		
9	10.47%		Strongly Agree
29	33.72%		Agree
30	34.88%		Neither Agree or Disagree
10	11.63%		Disagree
8	9.30%		Strongly Disagree
86	Respondents		

As a student, I had a solid understanding of the purpose and goals of FSU's General Education Program (GEP).

Count	Percent		
18	20.93%		Strongly Agree
28	32.56%		Agree
20	23.26%		Neither Agree or Disagree
13	15.12%		Disagree
7	8.14%		Strongly Disagree
86	Respondents		

As a graduate, I have a better appreciation of the purpose and goals of FSU's General Education Program (GEP).

Count	Percent		
12	13.95%		Strongly Agree
21	24.42%		Agree
31	36.05%		Neither Agree or Disagree
13	15.12%		Disagree
9	10.47%		Strongly Disagree
86	Respondents		