

Institutional Characteristics 2023-24

Institution: Frostburg State University (162584)

User ID: P1625841

Overview

Institutional Characteristics Overview

Welcome to the Institutional Characteristics (IC) survey component. This component collects important information about your institution's student services and student charges. Answer questions about services and costs for the 2023-24 academic year unless instructed to report for a different period.

Much of the data reported on IC appear on College Navigator, which is updated once after IC data have been reviewed. Thus, errors may stay on College Navigator for a full year.

Additionally, the cost of attendance data are used to calculate the net price of attendance in the Student Financial Aid component. This has important implications for what students see about your institution, and also for the College Affordability and Transparency Center's lists. **Revisions or changes to costs can ONLY be made in the Student Financial Aid component and not in the prior year revision system.**

Remember, it is the responsibility of the keyholder to submit accurate data about the institution. Please contact the IPEDS Help Desk for clarifications to make sure that you are reporting correctly.

Data Reporting Reminder:

- Report data to accurately reflect the time period corresponding with the IPEDS survey component, even if such reporting is seemingly inconsistent with prior-year reporting.

Changes in reporting:

The following changes were made for the 2023-24 collection:

- Removed temporary guidance in response to Coronavirus Pandemic
- Rephrased "room and board" terminology in survey materials to "food and housing," including Glossary terms
- Rephrased "remedial education" terminology in survey materials to "developmental education," including Glossary terms
- Removed parenthetical references to "4 weeks" and/or "4.33 weeks" for text to read "1 month"
- Added FAQ regarding including incarcerated students in reporting
- Updated FAQ regarding experimental site participants
- Added FAQ #4 and #5 regarding the expenses included in cost of attendance section
- Removed the dual enrollment option for Part B, Question 1

Common Errors

Quality control reviews of past IC data indicate frequently made errors. Please review the common errors below to ensure accurate reporting.

- Part C, question 8 should only be marked 'YES' if your institution is **EXCLUSIVELY** distance education. Do not mark 'YES' if your courses/programs are also available in person.
- Do not try to outsmart fatal errors; this is falsifying data. Contact the Help Desk to override, or fix, the data.
- Make sure you understand ALL definitions before responding to questions. For example, make sure that you are reporting for an 'ACADEMIC YEAR' or 'PROGRAM' as defined by IPEDS.

Resources:


- To download the survey materials for this component: [Survey Materials](#)
- To access your prior year data submission for this component: [Reported Data](#)

If you have questions about completing this survey, please contact the IPEDS Help Desk at 1-877-225-2568.

Part A - Services and Programs for Servicemembers and Veterans

1. Which of the following are available to veterans, military servicemembers, or their families?

- ☒ Yellow Ribbon Program (officially known as Post-9/11 GI Bill, Yellow Ribbon Program)
- ☒ Credit for military training
- ☒ Dedicated point of contact for support services for veterans, military servicemembers, and their families
- ☒ Recognized student veteran organization
- ☒ Member of Department of Defense Voluntary Educational Partnership Memorandum of Understanding
- ☐ None of the above

 You may use the box below to provide additional context for the data you have reported above. Context notes will be posted on the College Navigator website. Therefore, you should write all context notes using proper grammar (e.g., complete sentences with punctuation) and common language that can be easily understood by students and parents (e.g., spell out acronyms).

Part B - Student Services - Special Learning Opportunities

1. Does your institution accept any of the following? [Check all that apply]

- ☐ Credit for life experiences
- ☒ Advanced placement (AP) credits
- ☐ None of the above

2. What types of special learning opportunities are offered by your institution? [Check all that apply]

- ☐ ROTC

☐ Army

☐ Navy

☐ Marine option

☐ Air Force
- ☒ Study abroad
- ☐ Weekend/evening courses or programs
- ☐ Undergraduate research (co-curricula)
- ☒

Teacher certification (for the elementary, middle school/junior high, or secondary level)

Do not include certifications to teach at the postsecondary level.

☐ Students can complete their preparation in certain areas of specialization

☐ Students must complete their preparation at another institution for certain areas of specialization

☒ This institution is approved by the state for the initial certification or licensure of teachers
- ☐ Comprehensive transition and postsecondary program for students with intellectual disabilities
- ☐ None of the above

3. If your institution grants a bachelor's degree or higher but does not offer a full 4-year program of study at the undergraduate level, how many years of completed college-level work are required for entrance?

Number of years

Select One

Part B - Student Services: Other Student Services

4. Which of the following selected student services are offered by your institution? [Check all that apply]

- ☒ Academic/career counseling services
- ☒ Employment services for current students
- ☐ Placement services for program completers
- ☐ On-campus dependent care
- ☐ None of the above

5. Which of the following academic library resources or services does your institution provide? [Check all that apply]


- ☒ Physical facilities
- ☒ ① An organized collection of printed materials
- ☒ Access to Digital/electronic resources (databases, e-books, e-media, and e-serials)
- ☒ ① A staff trained to provide and interpret library materials
- ☒ Established library hours
- ☒ ① Access to library collections shared with other institutions
- ☐ None of the above

6a. Indicate whether or not any of the following alternative tuition plans are offered by your institution.

- ☐ No
- ☒ Yes [Check all that apply]
 - ☐ Tuition guarantee
 - ☐ Prepaid tuition plan
 - ☒ Tuition payment plan
 - ☒ Other (specify in box below)

6b. Indicate whether or not your institution participates in a Promise program.


- ☐ No
- ☒ Yes

 You may use the box below to provide additional context for the data you have reported above. Context notes will be posted on the College Navigator website. Therefore, you should write all context notes using proper grammar (e.g., complete sentences with punctuation) and common language that can be easily understood by students and parents (e.g., spell out acronyms).

Frostburg State University offers an in-house deferment alternative tuition plan.

Part B - Student Services - Distance Education

7. Please indicate at what level(s) your institution does or does not offer distance education courses and/or distance education programs. Check all that apply.

	 <u>Distance education courses</u>	 <u>Distance education programs</u>	Does not offer Distance Education
Undergraduate level	<input checked="" type="checkbox"/>	<input checked="" type="checkbox"/>	<input type="checkbox"/>
Graduate level	<input checked="" type="checkbox"/>	<input checked="" type="checkbox"/>	<input type="checkbox"/>

8. Are all the programs at your institution offered exclusively via distance education programs?

- ☒ No
- ☐ Yes


Part B - Student Services: Disability Services

9. Please indicate the percentage of all undergraduate students enrolled during Fall 2022 who were formally registered as students with disabilities with the institution's office of disability services (or the equivalent office).

- ☐ 3 percent or less
- ☒ More than 3 percent: (enter up to 2 decimal places)

8.30

 %

 You may use the box below to provide additional context for the data you have reported above. Context notes will be posted on the College Navigator website. Therefore, you should write all context notes using proper grammar (e.g., complete sentences with punctuation) and common language that can be easily understood by students and parents (e.g., spell out acronyms).

Part C - Student Charges Questions

1. Are all full-time, first-time degree/certificate-seeking students required to live on campus or in institutionally controlled housing?

If you answer **Yes** to this question, you will not be asked to report off-campus food and housing in the price of attendance (C11).

This is only a screening question, and your response does not show up on College Navigator.

If you make any exceptions to this rule, and have even one full-time, first-time student living off-campus, please answer **No** so that this does not cause conflicts with the Student Financial Aid survey. Making changes to the SFA component is very difficult and may lead to inaccurate reporting for your institution.

- ☒ No
☐ Yes, and we do not make **ANY** (even one) exceptions to this rule

2. Does your institution charge different tuition for in-district, in-state, or out-of-state students?

If you answer **Yes** to this question, you will be expected to report tuition amounts for in-district, in-state, and out-of-state students.

Please only select **Yes** if you really charge different tuition rates, or you will be reporting the same numbers 3 times.

- ☐ No
☒ Yes, please check all tuition rates charged by your institution
- ☐ In-district
 - ☒ In-state
 - ☒ Out-of-state

3. Does your institution offer institutionally-controlled housing (on-campus and/or off-campus)?

If you answer **Yes** to this question, you will be expected to specify a housing capacity, and to report a housing charge or a combined food and housing charge (C10).

- ☐ No
☒ Yes
- Specify housing capacity for academic year 2023-24
- ☒

4. Do you offer food or meal plans to your students?

If you answer **Yes** to this question, you will be expected to report a food charge or combined food and housing charge (C10).

- ☐ No
☒ Yes - Enter the number of meals per week for the meal plan with the largest number of meals available
-
- ☐ Yes - Number of meals per week can vary (e.g., students charge meals against a meal card)

Part C - Undergraduate Student Charges

If the institution charges an application fee, indicate the amount.

	<div><div></div><div>Amount</div></div>	Prior year
<u>Undergraduate application fee</u>	<div>45</div>	<div>45</div>

5. Charges to full-time undergraduate students for the full academic year 2023-24

Please be sure to report an average tuition that includes all students at all levels (1st year, 2nd year, etc.).


	<u>In-district</u>	Prior year	<u>In-state</u>	Prior year	<u>Out-of-state</u>	Prior year
All full-time <u>undergraduate students</u>						
Average <u>tuition</u>	<div>7,110</div>	<div>6,974</div>	<div>7,110</div>	<div>6,974</div>	<div>22,292</div>	<div>21,854</div>
<u>Required fees</u>	<div>2,888</div>	<div>2,830</div>	<div>2,888</div>	<div>2,830</div>	<div>2,888</div>	<div>2,830</div>

6. Per credit hour charge for part-time undergraduate students

Please be sure to report an average per credit tuition that includes all students at all levels (1st year, 2nd year, etc.).

Do not include fees.

	<u>In-district</u>	Prior year	<u>In-state</u>	Prior year	<u>Out-of-state</u>	Prior year
<u>Per credit hour charge</u>	<div>298</div>	<div>286</div>	<div>298</div>	<div>286</div>	<div>612</div>	<div>612</div>

 You may use the box below to provide additional context for the data you have reported above. Context notes will be posted on the College Navigator website. Therefore, you should write all context notes using proper grammar (e.g., complete sentences with punctuation) and common language that can be easily understood by students and parents (e.g., spell out acronyms).

Part C - Graduate Student Charges

If the institution charges an application fee, indicate the amount.

	Amount	Prior year
<u>Graduate application fee</u>	45	45

Please do not include tuition for Doctor's Degree – Professional Practice programs. Data for those programs are collected separately.

7. Charges to full-time graduate students for the full academic year 2023-24

Please be sure to report an average tuition that includes all students at all levels (1st year, 2nd year, etc.).

	<u>In-district</u>	Prior year	<u>In-state</u>	Prior year	<u>Out-of-state</u>	Prior year
Average <u>tuition</u>	8,370	8,208	8,370	8,208	10,800	10,584
<u>Required fees</u>	2,888	2,830	2,888	2,830	2,888	2,830

8. Per credit hour charge for part-time graduate students

Please be sure to report an average per credit tuition that includes all graduate students (NOT doctor's degree-professional practice students).

Do not include fees.

	<u>In-district</u>	Prior year	<u>In-state</u>	Prior year	<u>Out-of-state</u>	Prior year
<u>Per credit hour charge</u>	465	456	465	456	600	588

Part C - Student Charges - Food and Housing

10. What are the typical food and housing charges for a student for the full academic year 2023-24?

If your institution offers food and housing at no charge to students, enter zero.
If you report food and housing separately, leave the combined charge blank. If you report a combined charge, leave the food and housing charges blank.

Food and Housing charges	Amount	Prior year
ⓘ Housing charge (Double occupancy)	<div>6,150</div>	5,626
ⓘ Food charge (Maximum plan)	<div>6,172</div>	5,878
Combined food and housing charge (Answer only if you CANNOT separate food and housing charges.)	<div>N/A</div>	

ⓘYou may use the box below to provide additional context for the data you have reported above. Context notes will be posted on the College Navigator website. Therefore, you should write all context notes using proper grammar (e.g., complete sentences with punctuation) and common language that can be easily understood by students and parents (e.g., spell out acronyms).

Part C - Student Charges - Cost of Attendance

11. Cost of attendance for full-time, first-time undergraduate students:

These numbers are carried forward to the Student Financial Aid and used in net price calculations. Please enter the amounts requested below for each Cost of Attendance (COA) category. These data will be made available to the public on College Navigator. You must complete all information if your institution participates in any Title IV financial aid programs (e.g., Federal Pell Grant, Federal Direct Loans). Books and supplies, food and housing, and other expenses cost estimates are those reported to the U.S. Department of Education and used by the financial aid office to determine financial need. Please work with the financial aid office at your institution to make sure the values reported are correct.

Notes:

- If your institution offers housing but does not offer food or meal plans, refer to your institution's COA budgets to report an estimate of how much students would spend on food.
- Similarly, if your institution offers food or meal plans but does not offer housing, refer to your institution's COA budgets to report an estimate of how much students would spend on housing.

i If the **2023-24 tuition and/or fees as reported on this page** for *full-time, first-time students* are covered by a tuition guarantee program, check the applicable box(es) under 'Tuition Guarantee'. Additionally, please indicate the maximum % increase that is guaranteed. *These numbers are expected to be fairly small. Please contact the Help Desk if you are confused about these values and how to report them.*

Charges for full academic year	2020-21	2021-22	2022-23	2023-24		
Published <u>tuition</u> and <u>required fees</u> :					i <u>Tuition Guarantee</u> (check only if applicable to entering students in 2023-24)	Guaranteed increase %
<u>In-district</u>						
Tuition	6,700	6,834	6,974	7,110	<input type="checkbox"/>	<input type="text"/>
Required fees	2,710	2,760	2,830	2,888	<input type="checkbox"/>	<input type="text"/>
Tuition + fees total	9,410	9,594	9,804	9,998		
<u>In-state</u>						
Tuition	6,700	6,834	6,974	7,110	<input type="checkbox"/>	<input type="text"/>
Required fees	2,710	2,760	2,830	2,888	<input type="checkbox"/>	<input type="text"/>
Tuition + fees total	9,410	9,594	9,804	9,998		
<u>Out-of-state</u>						
Tuition	20,800	21,320	21,854	22,292	<input type="checkbox"/>	<input type="text"/>
Required fees	2,710	2,760	2,830	2,888	<input type="checkbox"/>	<input type="text"/>
Tuition + fees total	23,510	24,080	24,684	25,180		
<u>Books and supplies</u>	1,500	1,500	1,500	1,500		
On-campus:						
<u>Food and Housing</u>	11,202	11,648	12,140	12,502		
<u>Other expenses</u>	3,058	3,056	3,056	3,056		
Food and housing and other expenses	14,260	14,704	15,196	15,558		
<u>Off-campus (not with family):</u>						
<u>Food and Housing</u>	11,202	11,648	12,140	12,502		
<u>Other expenses</u>	3,058	3,056	3,056	3,056		
Food and housing and other expenses	14,260	14,704	15,196	15,558		
<u>Off-campus (with family):</u>						
<u>Other expenses</u>	4,558	4,556	4,556	4,556		

i You may use the box below to provide additional context for the data you have reported above. Context notes will be posted on the College Navigator website. Therefore, you should write all context notes using proper grammar (e.g., complete sentences with punctuation) and common language that can be easily understood by students and parents (e.g., spell out acronyms).

- ☐ Non-applicable
- ☐ The Cost of Attendance varies by program.
- ☐ The Cost of Attendance or tuition and fee methodology changed from last year.

- ☐ We allow special Cost of Attendance allowance additions for some programs and student categories.
- ☐ Cost of Attendance updates are based on a recent (prior or current year) cost survey.
- ☐ Tuition and fee charges increased/decreased when compared to last year.
- ☐ Tuition and fees, and/or Cost of Attendance components are the same as last year.
- ☐ Tuition and fees, and Cost of Attendance components vary by campus location.
- ☐ This is a U.S. Service Academy. All costs are covered, and students receive a stipend in exchange for a U.S. Armed Forces service commitment.
- ☐ First-year students must live on campus.
- ☐ The Tuition and Fees includes the estimated cost of a computer required for all students.
- ☐ The Tuition and Fees includes the cost of books and supplies.
- ☐ The Books and Supplies includes the estimated cost of a computer required for all students.
- ☐ The Cost of Attendance (COA) is based on a weighted average of student living arrangement categories while enrolled.
- ☐ The Cost of Attendance (COA) is based on a weighted average of costs for all students across Title IV eligible programs.
- ☐ Other

Part D - Athletic Association

1. Is this institution a member of a national athletic association?

- ☐ No
- ☒ Yes - Check all that apply

☒ National Collegiate Athletic Association (NCAA)☐ National Association of Intercollegiate Athletics (NAIA)☐ National Junior College Athletic Association (NJCAA)☐ United States Collegiate Athletic Association (USCAA)☐ National Christian College Athletic Association (NCCAA)☐ Other

2. If this institution is a member of the NCAA or NAIA, specify the conference FOR EACH SPORT using the pull-down menu.

Sport	NCAA or NAIA member	Conference
Football	<input type="radio"/> No <input checked="" type="radio"/> Yes-Specify	<div>Mountain East Conference</div>
Basketball	<input type="radio"/> No <input checked="" type="radio"/> Yes-Specify	<div>Mountain East Conference</div>
Baseball	<input type="radio"/> No <input checked="" type="radio"/> Yes-Specify	<div>Mountain East Conference</div>
Cross country and/or track	<input type="radio"/> No <input checked="" type="radio"/> Yes-Specify	<div>Mountain East Conference</div>

Prepared by

Prepared by

Reporting Reminders:

- The name of the preparer is being collected so that we can follow up with the appropriate person in the event that there are questions concerning the data.
- The Keyholder will be copied on all email correspondence to other preparers.
- The time it took to prepare this component is being collected so that we can continue to improve our estimate of the reporting burden associated with IPEDS.
- Please include in your estimate the time it took for you to review instructions, query and search data sources, complete and review the component, and submit the data through the Data Collection System.
- Thank you for your assistance.

This survey component was prepared by:					
<input checked="" type="radio"/>	Keyholder	<input type="radio"/>	SFA Contact	<input type="radio"/>	HR Contact
<input type="radio"/>	Finance Contact	<input type="radio"/>	Academic Library Contact	<input type="radio"/>	Other
Name:		<input type="text" value="Sean Morton"/>			
Email:		<input type="text" value="SMorton@frostburg.edu"/>			

How many staff from your institution only were involved in the data collection and reporting process of this survey component?	
<input type="text" value="2.00"/>	Number of Staff (including yourself)

How many hours did you and others from your institution only spend on each of the steps below when responding to this survey component? <i>Exclude the hours spent collecting data for state and other reporting purposes.</i>				
Staff member	Collecting Data Needed	Revising Data to Match IPEDS Requirements	Entering Data	Revising and Locking Data
Your office	<input type="text" value="6.00"/> hours	<input type="text" value="1.00"/> hours	<input type="text" value="1.00"/> hours	<input type="text" value="1.00"/> hours
Other offices	<input type="text"/> hours	<input type="text"/> hours	<input type="text"/> hours	<input type="text"/> hours

Summary

Institutional Characteristics Component Summary

The purpose of this summary is to provide you an opportunity to view some of the data that, when accepted through the IPEDS quality control process, will appear on the [College Navigator](#) website and/or your institution's Data Feedback Report (DFR). In addition, all data reported in IPEDS survey components become publicly available through the [IPEDS Use the Data](#) and appear as aggregated statistics in various Department of Education reports. [College Navigator](#) is updated approximately three months after the data collection period closes and DFRs will be available through the [IPEDS Use the Data](#) and sent to your institution's CEO at the end of 2024.

Please review your data for accuracy. If you have questions about the data displayed below or after reviewing the data reported on the survey screens, please contact the IPEDS Help Desk at: 1-877-225-2568 or ipedshelp@rti.org.

GENERAL INFORMATION			
Reporter Type		Academic	
Calendar System		Semester	
Award Levels Offered		Postsecondary awards, certificates, or diplomas of 300-899 clock hours...	
		Bachelor's degree	
		Postbaccalaureate certificate	
		Master's degree	
		Post-master's certificate	
		Doctor's degree - research/scholarship	
Levels of Enrollment Offered		Full-time Undergraduate	
		Full-time First-time, degree/certificate-seeking Undergraduate	
		Full-time Graduate (not including doctor's professional)	
		Part-time Undergraduate	
		Part-time First-time, degree/certificate-seeking Undergraduate	
System		University System of Maryland	
Part A - Services and Programs for Servicemembers and Veterans		Yellow Ribbon Program (officially known as Post-9/11 GI Bill, Yellow Ribbon Program)	
		Credit for military training	
		Dedicated point of contact for support services for veterans, military servicemembers, and their families	
		Recognized student veteran organization	
Part B - Student Services		Member of Department of Defense Voluntary Educational Partnership Memorandum of Understanding	
	Credit Accepted	Advanced placement (AP) credits	
		Study abroad	
	Special Learning Opportunities	Teacher certification (for the elementary, middle school/junior high, or secondary level)	
		This institution is approved by the state for the initial certification or licensure of teachers	
	Years of college-level work required for BS/BA program entry	N/A	
	Other Student Services	Academic/career counseling services	
		Employment services for current students	
		Physical facilities	
	Academic library resources	An organized collection of printed materials	
		Access to Digital/electronic resources (databases, e-books, e-media, and e-serials)	
		A staff trained to provide and interpret library materials	
		Established library hours	
	Distance Education	Access to library collections shared with other institutions	
	DE program level(s)	Undergraduate and Graduate	
	DE course level(s)	Undergraduate and Graduate	
	Disability Services	More than 3 percent: 8.30%	

		PRICING INFORMATION	
Alternative Tuition Plans		Tuition payment plan	
		Other	
Promise program		Yes	
Full-time Undergraduate Tuition and Fees			
	Average full-time undergraduate student tuition and fees for academic year 2023-24	Tuition	Fees
	In-state	7,110	2,888
	Out-of-state	22,292	2,888
Full-time Graduate Tuition and Fees			
	Average full-time graduate student tuition and fees for academic year 2023-24	Tuition	Fees
	In-state	8,370	2,888

	Out-of-state	10,800		2,888	
First-time, Full-time Undergraduate Cost of Attendance					
	Estimated expenses for academic year	2020-21	2021-22	2022-23	2023-24
	Published in-state tuition and fees	9,410	9,594	9,804	9,998
	Published out-of-state tuition and fees	23,510	24,080	24,684	25,180
	Books and supplies	1,500	1,500	1,500	1,500
	On-campus food and housing	11,202	11,648	12,140	12,502
	On-campus other expenses	3,058	3,056	3,056	3,056
	Off-campus food and housing	11,202	11,648	12,140	12,502
	Off-campus other expenses	3,058	3,056	3,056	3,056
	Off-campus with family other expenses	4,558	4,556	4,556	4,556

Edit Report

Institutional Characteristics

Source	Description	Severity	Resolved	Options
Screen: Charges Questions				
Screen Entry	This value is expected to be within 20% of the prior year amount. Please correct your data, provide an explanation, or contact the IPEDS Help Desk for assistance. (Error #11544)	Explanation	Yes	
Reason	The reduction in the housing capacity is due to the temporary closure of Brownsville Hall.			