






Frostburg State University Experience-Spring 2018




Description:




Date Created: 5/9/2018 9:47:16 AM




Date Range: 5/9/2018 12:00:00 AM - 6/9/2018 11:59:00 PM






Total Respondents: 105

Q1. What is your general attitude about Frostburg State University?			
Count	Percent		
38	36.19%		Very positive
53	50.48%		Positive
7	6.67%		Negative
2	1.90%		Very negative
5	4.76%		I'm not sure
105	Respondents		






Q2. If you were to do it over, would you attend Frostburg State again?			
Count	Percent		
76	73.08%		Yes
7	6.73%		No
21	20.19%		I don't know
104	Respondents		

Q3. If you were to do it over, would you select the same field again?			
Count	Percent		
81	77.88%		Yes
14	13.46%		No
9	8.65%		I don't know
104	Respondents		

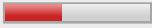




Q4. Please indicate the degree you completed:			
Count	Percent		
82	78.10%		Undergraduate
16	15.24%		Graduate
7	6.67%		Post-Graduate
105	Respondents		

Q5. How well have your educational experiences helped you to progress in the following areas? - Reading/writing			
Count	Percent		
30	38.46%		Very much
22	28.21%		Quite a lot
21	26.92%		Some
4	5.13%		Very little
1	1.28%		Not at all
78	Respondents		






Q6. How well have your educational experiences helped you to progress in the following areas? - Listening/speaking

Count	Percent		
35	44.87%		Very much
24	30.77%		Quite a lot
12	15.38%		Some
5	6.41%		Very little
2	2.56%		Not at all
78	Respondents		






Q7. How well have your educational experiences helped you to progress in the following areas? - Problem solving

Count	Percent		
29	39.19%		Very much
22	29.73%		Quite a lot
21	28.38%		Some
0	0.00%		Very little
2	2.70%		Not at all
74	Respondents		






Q8. How well have your educational experiences helped you to progress in the following areas? - Analyzing and evaluating ideas

Count	Percent		
36	47.37%		Very much
23	30.26%		Quite a lot
15	19.74%		Some
0	0.00%		Very little
2	2.63%		Not at all
76	Respondents		






Q9. How well have your educational experiences helped you to progress in the following areas? - Using mathematics

Count	Percent		
21	26.92%		Very much
13	16.67%		Quite a lot
19	24.36%		Some
15	19.23%		Very little
10	12.82%		Not at all
78	Respondents		



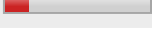


Q10. How well have your educational experiences helped you to progress in the following areas? - Creative thinking

Count	Percent		
28	35.90%		Very much
22	28.21%		Quite a lot
22	28.21%		Some
4	5.13%		Very little
2	2.56%		Not at all
78	Respondents		






Q11. How well have your educational experiences helped you to progress in the following areas? - Critical thinking

Count	Percent		
34	44.74%		Very much
21	27.63%		Quite a lot
20	26.32%		Some
0	0.00%		Very little
1	1.32%		Not at all
76	Respondents		







Q12. How well have your educational experiences helped you to progress in the following areas? - Personal growth

Count	Percent		
43	55.13%		Very much
19	24.36%		Quite a lot
13	16.67%		Some
2	2.56%		Very little
1	1.28%		Not at all
78	Respondents		







Q13. How well have your educational experiences helped you to progress in the following areas? - Using technology

Count	Percent		
26	33.33%		Very much
21	26.92%		Quite a lot
18	23.08%		Some
10	12.82%		Very little
3	3.85%		Not at all
78	Respondents		






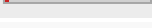
Q14. Please indicate your agreement with the following statements:I am satisfied . . . - With the interaction I had with the faculty in my program

Count	Percent		
35	44.87%		Strongly agree
31	39.74%		Agree
3	3.85%		Undecided
4	5.13%		Disagree
4	5.13%		Strongly disagree
1	1.28%		Not applicable
78	Respondents		




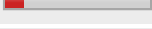


Q15. Please indicate your agreement with the following statements:I am satisfied . . . - With the teaching ability of the faculty in my program

Count	Percent		
30	38.96%		Strongly agree
30	38.96%		Agree
5	6.49%		Undecided
7	9.09%		Disagree
4	5.19%		Strongly disagree
1	1.30%		Not applicable
77	Respondents		




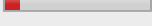


Q16. Please indicate your agreement with the following statements:I am satisfied . . . - With the interaction with staff

Count	Percent		
35	46.67%		Strongly agree
26	34.67%		Agree
6	8.00%		Undecided
6	8.00%		Disagree
0	0.00%		Strongly disagree
2	2.67%		Not applicable
75	Respondents		





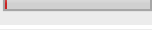

Q17. Please indicate your agreement with the following statements:I am satisfied . . . - With the preparation for employment

Count	Percent		
22	28.57%		Strongly agree
18	23.38%		Agree
20	25.97%		Undecided
10	12.99%		Disagree
5	6.49%		Strongly disagree
2	2.60%		Not applicable
77	Respondents		







Q18. Please indicate your agreement with the following statements:I am satisfied . . . - With the preparation for graduate school

Count	Percent		
16	20.78%		Strongly agree
20	25.97%		Agree
17	22.08%		Undecided
8	10.39%		Disagree
4	5.19%		Strongly disagree
12	15.58%		Not applicable
77	Respondents		


Q19. Please indicate your agreement with the following statements:I am satisfied . . . - With the programs, activities and, organizations on campus

Count	Percent		
26	33.33%		Strongly agree
24	30.77%		Agree
13	16.67%		Undecided
2	2.56%		Disagree
1	1.28%		Strongly disagree
12	15.38%		Not applicable
78	Respondents		

















Q20. Please indicate your agreement with the following statements:I am satisfied . . . - With the General Education program

Count	Percent		
12	15.58%		Strongly agree
33	42.86%		Agree
12	15.58%		Undecided
8	10.39%		Disagree
4	5.19%		Strongly disagree
8	10.39%		Not applicable
77 Respondents			









Q21. Please comment on why you would or would not recommend FSU to someone to consider.

Count	Percent	
42	100.00%	
42 Respondents		




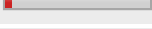


Q22. Please select your program of study:

Count	Percent		
7	33.33%		Doctor of Educational Leadership
0	0.00%		MAT - Elementary
1	4.76%		MAT- Secondary
5	23.81%		MBA
0	0.00%		M.Ed. Educational Leadership
0	0.00%		M.Ed. Curriculum and Instruction
0	0.00%		M.Ed. Literacy Education
1	4.76%		M.Ed. Special Education
0	0.00%		M.Ed. Interdisciplinary
2	9.52%		M.Ed. School Counseling
2	9.52%		MS Recreation and Parks Management
1	4.76%		MS Computer Science
1	4.76%		MS Counseling Psychology
1	4.76%		MS Nursing
0	0.00%		MS Wildlife Fisheries Management
0	0.00%		MS Applied Ecology
21 Respondents			







Q23. Which of the following best describes your post-graduation status?

Count	Percent		
14	66.67%		Have a full-time job
1	4.76%		Have a part-time job
0	0.00%		Self-employed
2	9.52%		Have a full or part-time job and plan to attend another advanced educational program
1	4.76%		Plan to attend another advanced educational program
0	0.00%		Military service
3	14.29%		Still searching for work
0	0.00%		Other (Please specify)
21	Respondents		







Q24. How helpful was each of the following offices or services while you were completing your graduate program at FSU? - The Graduate Services Office

Count	Percent		
16	76.19%		Always helpful
1	4.76%		Mostly helpful
3	14.29%		Neutral
1	4.76%		Mostly not helpful
0	0.00%		Never helpful
0	0.00%		Not applicable
21	Respondents		







Q25. How helpful was each of the following offices or services while you were completing your graduate program at FSU? - Billing Office

Count	Percent		
14	70.00%		Always helpful
4	20.00%		Mostly helpful
1	5.00%		Neutral
0	0.00%		Mostly not helpful
0	0.00%		Never helpful
1	5.00%		Not applicable
20	Respondents		




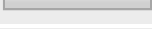


Q26. How helpful was each of the following offices or services while you were completing your graduate program at FSU? - Registrar's Office

Count	Percent		
13	61.90%		Always helpful
2	9.52%		Mostly helpful
3	14.29%		Neutral
0	0.00%		Mostly not helpful
0	0.00%		Never helpful
3	14.29%		Not applicable
21	Respondents		






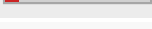
Q27. How helpful was each of the following offices or services while you were completing your graduate program at FSU? - Financial Aid Office

Count	Percent		
8	38.10%		Always helpful
1	4.76%		Mostly helpful
1	4.76%		Neutral
0	0.00%		Mostly not helpful
0	0.00%		Never helpful
11	52.38%		Not applicable
21	Respondents		





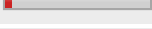

Q28. How helpful was each of the following offices or services while you were completing your graduate program at FSU? - Technology Help Desk

Count	Percent		
9	42.86%		Always helpful
1	4.76%		Mostly helpful
3	14.29%		Neutral
0	0.00%		Mostly not helpful
0	0.00%		Never helpful
8	38.10%		Not applicable
21	Respondents		







Q29. How helpful was each of the following offices or services while you were completing your graduate program at FSU? - Library

Count	Percent		
15	71.43%		Always helpful
3	14.29%		Mostly helpful
1	4.76%		Neutral
0	0.00%		Mostly not helpful
0	0.00%		Never helpful
2	9.52%		Not applicable
21	Respondents		




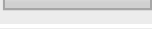


Q30. How helpful was each of the following offices or services while you were completing your graduate program at FSU? - FSU Bookstore

Count	Percent		
15	71.43%		Always helpful
2	9.52%		Mostly helpful
0	0.00%		Neutral
0	0.00%		Mostly not helpful
1	4.76%		Never helpful
3	14.29%		Not applicable
21	Respondents		







Q31. How helpful was each of the following offices or services while you were completing your graduate program at FSU? - University Police

Count	Percent		
9	42.86%		Always helpful
1	4.76%		Mostly helpful
2	9.52%		Neutral
0	0.00%		Mostly not helpful
0	0.00%		Never helpful
9	42.86%		Not applicable
21 Respondents			







Q32. How helpful was each of the following offices or services while you were completing your graduate program at FSU? - Campus Housing

Count	Percent		
2	9.52%		Always helpful
0	0.00%		Mostly helpful
0	0.00%		Neutral
0	0.00%		Mostly not helpful
0	0.00%		Never helpful
19	90.48%		Not applicable
21 Respondents			







Q33. How helpful was each of the following offices or services while you were completing your graduate program at FSU? - Career Services Office

Count	Percent		
3	14.29%		Always helpful
0	0.00%		Mostly helpful
0	0.00%		Neutral
2	9.52%		Mostly not helpful
0	0.00%		Never helpful
16	76.19%		Not applicable
21 Respondents			







Q34. Please respond to the following statements related to your program of study: - Adequate courses were offered to meet my interests and timely progress to graduation.

Count	Percent		
15	71.43%		Strongly agree
4	19.05%		Mostly Agree
2	9.52%		Neither Agree or Disagree
0	0.00%		Mostly Disagree
0	0.00%		Strongly disagree
0	0.00%		Not applicable
21 Respondents			




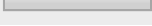


Q35. Please respond to the following statements related to your program of study: - Courses were offered at reasonable and flexible times to fit into the schedules of graduate students

Count	Percent		
17	80.95%		Strongly agree
2	9.52%		Mostly Agree
1	4.76%		Neither Agree or Disagree
0	0.00%		Mostly Disagree
1	4.76%		Strongly disagree
0	0.00%		Not applicable
21	Respondents		







Q36. Please respond to the following statements related to your program of study: - I believe my program has adequately prepared me for success in my chosen field

Count	Percent		
13	61.90%		Strongly agree
7	33.33%		Mostly Agree
1	4.76%		Neither Agree or Disagree
0	0.00%		Mostly Disagree
0	0.00%		Strongly disagree
0	0.00%		Not applicable
21	Respondents		

Q37. Please respond to the following statements related to your program of study: - I am satisfied with the interaction I had with faculty in my program

Count	Percent		
12	57.14%		Strongly agree
6	28.57%		Mostly Agree
3	14.29%		Neither Agree or Disagree
0	0.00%		Mostly Disagree
0	0.00%		Strongly disagree
0	0.00%		Not applicable
21	Respondents		

Q38. Please respond to the following statements related to your program of study: - I am satisfied with the teaching ability of faculty in my program

Count	Percent		
9	42.86%		Strongly agree
8	38.10%		Mostly Agree
4	19.05%		Neither Agree or Disagree
0	0.00%		Mostly Disagree
0	0.00%		Strongly disagree
0	0.00%		Not applicable
21	Respondents		

Q39. Relative to your abilities at the time you began your graduate program, to what extent do you agree that your graduate program advanced your knowledge in the following areas? - Thinking critically and creatively to address discipline specific needs through evaluation and synthesis of historical theories, current literature in the field, and knowledge of best practices

Count	Percent		
16	76.19%		Strongly agree
4	19.05%		Mostly Agree
1	4.76%		Neither Agree or Disagree
0	0.00%		Mostly Disagree
0	0.00%		Strongly disagree
0	0.00%		Not applicable
21	Respondents		

Q40. Relative to your abilities at the time you began your graduate program, to what extent do you agree that your graduate program advanced your knowledge in the following areas? - Organizing and professionally presenting discipline specific knowledge through multiple means (orally and in writing)

Count	Percent		
15	71.43%		Strongly agree
5	23.81%		Mostly Agree
0	0.00%		Neither Agree or Disagree
1	4.76%		Mostly Disagree
0	0.00%		Strongly disagree
0	0.00%		Not applicable
21	Respondents		

Q41. Relative to your abilities at the time you began your graduate program, to what extent do you agree that your graduate program advanced your knowledge in the following areas? - Thinking critically to apply knowledge in the discipline to solve sophisticated problems and to interpret technical issues.

Count	Percent		
14	66.67%		Strongly agree
4	19.05%		Mostly Agree
3	14.29%		Neither Agree or Disagree
0	0.00%		Mostly Disagree
0	0.00%		Strongly disagree
0	0.00%		Not applicable
21	Respondents		

Q42. Relative to your abilities at the time you began your graduate program, to what extent do you agree that your graduate program advanced your knowledge in the following areas? - Thinking critically to address issues of ethics and professional standards in your discipline

Count	Percent		
14	66.67%		Strongly agree
7	33.33%		Mostly Agree
0	0.00%		Neither Agree or Disagree
0	0.00%		Mostly Disagree
0	0.00%		Strongly disagree
0	0.00%		Not applicable
21	Respondents		

Q43. Relative to your abilities at the time you began your graduate program, to what extent do you agree that your graduate program advanced your knowledge in the following areas? - Designing and executing scholarly projects or research with attention to professional standards for responsible research in the discipline

Count	Percent		
14	66.67%		Strongly agree
5	23.81%		Mostly Agree
1	4.76%		Neither Agree or Disagree
0	0.00%		Mostly Disagree
0	0.00%		Strongly disagree
1	4.76%		Not applicable
21	Respondents		

Q44. Relative to your abilities at the time you began your graduate program, to what extent do you agree that your graduate program advanced your knowledge in the following areas? - Working collaboratively with people from diverse backgrounds

Count	Percent		
14	66.67%		Strongly agree
4	19.05%		Mostly Agree
2	9.52%		Neither Agree or Disagree
1	4.76%		Mostly Disagree
0	0.00%		Strongly disagree
0	0.00%		Not applicable
21	Respondents		





Q45. Relative to your abilities at the time you began your graduate program, to what extent do you agree that your graduate program advanced your knowledge in the following areas? - Evaluating, integrating and applying discipline specific knowledge, skills, and technologies

Count	Percent		
14	66.67%		Strongly agree
5	23.81%		Mostly Agree
2	9.52%		Neither Agree or Disagree
0	0.00%		Mostly Disagree
0	0.00%		Strongly disagree
0	0.00%		Not applicable
21	Respondents		


Q46. What is your general attitude about your experience as a graduate student at FSU?

Count	Percent		
14	66.67%		Very positive
7	33.33%		Mostly positive
0	0.00%		Mostly Negative
0	0.00%		Very negative
0	0.00%		I'm not sure
21	Respondents		

Q47. Would you recommend others attend FSU for graduate education?

Count	Percent		
15	71.43%		Definitely would
4	19.05%		Probably would
2	9.52%		Probably wouldn't
0	0.00%		Definitely wouldn't
21	Respondents		


Q48. Please comment on why you would or would not recommend FSU to someone to consider your graduate program.

Count	Percent	
13	100.00%	
13	Respondents	

Q49. From the FSU Alumni Association: Welcome to the Alumni Association! Congratulations on this important milestone. So we can provide you with updates on your alma mater, mail your Profile, and let us know when Leadership & Homecoming Weekend is taking place, please provide us with the following contact information. Thank you!

Count	Percent
0	Respondents

Q50. Please provide any final comments about your experience:

Count	Percent	
22	100.00%	
22	Respondents	