

Frostburg State University Experience-Spring 2019

Description:

Date Created: 4/16/2019 3:06:34 PM






Date Range: 4/18/2019 12:00:00 AM - 6/16/2019 11:59:00 PM

Total Respondents: 116




Q1. Congratulations on achieving this important milestone, and welcome to the Alumni Association! To receive the Profile alumni magazine, eNews, and other updates from FSU, please provide your contact information. Thank you!

Count	Percent
0 Respondents	




Q2. What is your general attitude about Frostburg State University?

Count	Percent		
38	33.33%		Very positive
67	58.77%		Positive
7	6.14%		Negative
0	0.00%		Very negative
2	1.75%		I'm not sure
114 Respondents			




Q3. If you were to do it over, would you attend Frostburg State again?

Count	Percent		
86	74.78%		Yes
12	10.43%		No
17	14.78%		I don't know
115 Respondents			






Q4. If you were to do it over, would you select the same field again?

Count	Percent		
92	80.00%		Yes
15	13.04%		No
8	6.96%		I don't know
115 Respondents			






Q5. Please indicate the degree you completed at Frostburg State University:

Count	Percent		
89	77.39%		Undergraduate
24	20.87%		Graduate
2	1.74%		Post-Graduate
115 Respondents			






Q6. How well have your educational experiences helped you to progress in the following areas? - Reading/writing

Count	Percent		
30	36.14%		Very much
30	36.14%		Quite a lot
17	20.48%		Some
3	3.61%		Very little
3	3.61%		Not at all
83 Respondents			






Q7. How well have your educational experiences helped you to progress in the following areas? - Listening/speaking

Count	Percent		
34	40.96%		Very much
32	38.55%		Quite a lot
13	15.66%		Some
4	4.82%		Very little
0	0.00%		Not at all
83	Respondents		






Q8. How well have your educational experiences helped you to progress in the following areas? - Problem solving

Count	Percent		
40	48.78%		Very much
24	29.27%		Quite a lot
17	20.73%		Some
1	1.22%		Very little
0	0.00%		Not at all
82	Respondents		






Q9. How well have your educational experiences helped you to progress in the following areas? - Analyzing and evaluating ideas

Count	Percent		
44	53.01%		Very much
25	30.12%		Quite a lot
13	15.66%		Some
1	1.20%		Very little
0	0.00%		Not at all
83	Respondents		






Q10. How well have your educational experiences helped you to progress in the following areas? - Using mathematics

Count	Percent		
15	18.29%		Very much
15	18.29%		Quite a lot
29	35.37%		Some
15	18.29%		Very little
8	9.76%		Not at all
82	Respondents		






Q11. How well have your educational experiences helped you to progress in the following areas? - Creative thinking

Count	Percent		
31	37.35%		Very much
32	38.55%		Quite a lot
17	20.48%		Some
3	3.61%		Very little
0	0.00%		Not at all
83	Respondents		






Q12. How well have your educational experiences helped you to progress in the following areas? - Critical thinking

Count	Percent		
42	50.60%		Very much
24	28.92%		Quite a lot
17	20.48%		Some
0	0.00%		Very little
0	0.00%		Not at all
83	Respondents		







Q13. How well have your educational experiences helped you to progress in the following areas? - Personal growth

Count	Percent		
54	65.06%		Very much
21	25.30%		Quite a lot
6	7.23%		Some
1	1.20%		Very little
1	1.20%		Not at all
83	Respondents		







Q14. How well have your educational experiences helped you to progress in the following areas? - Using technology

Count	Percent		
26	31.33%		Very much
24	28.92%		Quite a lot
23	27.71%		Some
8	9.64%		Very little
2	2.41%		Not at all
83	Respondents		






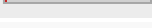
Q15. Please indicate your agreement with the following statements:I am satisfied . . . - With the interaction I had with the faculty in my program

Count	Percent		
43	51.81%		Strongly agree
27	32.53%		Agree
7	8.43%		Undecided
5	6.02%		Disagree
1	1.20%		Strongly disagree
0	0.00%		Not applicable
83	Respondents		




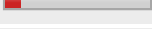


Q16. Please indicate your agreement with the following statements:I am satisfied . . . - With the teaching ability of the faculty in my program

Count	Percent		
36	43.90%		Strongly agree
31	37.80%		Agree
9	10.98%		Undecided
5	6.10%		Disagree
1	1.22%		Strongly disagree
0	0.00%		Not applicable
82	Respondents		






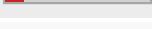
Q17. Please indicate your agreement with the following statements:I am satisfied . . . - With the interaction with staff

Count	Percent		
38	46.91%		Strongly agree
32	39.51%		Agree
8	9.88%		Undecided
2	2.47%		Disagree
0	0.00%		Strongly disagree
1	1.23%		Not applicable
81 Respondents			





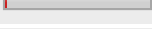

Q18. Please indicate your agreement with the following statements:I am satisfied . . . - With the preparation for employment

Count	Percent		
22	26.51%		Strongly agree
29	34.94%		Agree
18	21.69%		Undecided
9	10.84%		Disagree
2	2.41%		Strongly disagree
3	3.61%		Not applicable
83 Respondents			







Q19. Please indicate your agreement with the following statements:I am satisfied . . . - With the preparation for graduate school

Count	Percent		
23	27.71%		Strongly agree
17	20.48%		Agree
21	25.30%		Undecided
9	10.84%		Disagree
2	2.41%		Strongly disagree
11	13.25%		Not applicable
83 Respondents			


Q20. Please indicate your agreement with the following statements:I am satisfied . . . - With the programs, activities and, organizations on campus

Count	Percent		
20	24.39%		Strongly agree
29	35.37%		Agree
16	19.51%		Undecided
4	4.88%		Disagree
1	1.22%		Strongly disagree
12	14.63%		Not applicable
82 Respondents			






Q21. Please indicate your agreement with the following statements: I am satisfied . . . - With the General Education program

Count	Percent		
15	18.07%		Strongly agree
29	34.94%		Agree
15	18.07%		Undecided
7	8.43%		Disagree
7	8.43%		Strongly disagree
10	12.05%		Not applicable
83 Respondents			

















Q22. Please comment on why you would or would not recommend FSU to someone to consider.

Count	Percent	
59	100.00%	
59 Respondents		




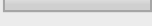


Q23. During your time as an undergraduate student at FSU, please indicate all of your work experience (and provide a description of the work):

Count	Respondent %	Response %	
25	31.65%	25.25%	 I was employed on-campus (please describe)
42	53.16%	42.42%	 I worked off-campus locally (please describe)
15	18.99%	15.15%	 I worked remotely with a non-local employer (please describe)
16	20.25%	16.16%	 I did not work while attending college by choice.
1	1.27%	1.01%	 I did not work because I could not find a job.
79 Respondents			
99 Responses			




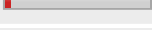


Q24. Please select your program of study:

Count	Percent		
1	4.55%		Doctor of Educational Leadership
1	4.55%		MAT - Elementary
1	4.55%		MAT- Secondary
3	13.64%		MBA
2	9.09%		M.Ed. Educational Leadership
1	4.55%		M.Ed. Curriculum and Instruction
1	4.55%		M.Ed. Literacy Education
0	0.00%		M.Ed. Special Education
2	9.09%		M.Ed. Interdisciplinary
4	18.18%		M.Ed. School Counseling
2	9.09%		MS Recreation and Parks Management
3	13.64%		MS Computer Science
0	0.00%		MS Counseling Psychology
0	0.00%		MS Nursing
0	0.00%		MS Wildlife Fisheries Management
1	4.55%		MS Applied Ecology
22 Respondents			

Q25. How helpful was each of the following offices or services while you were completing your graduate program at FSU? - The Graduate Services Office

Count	Percent		
18	72.00%		Always helpful
5	20.00%		Mostly helpful
0	0.00%		Neutral
0	0.00%		Mostly not helpful
0	0.00%		Never helpful
2	8.00%		Not applicable
25 Respondents			

Q26. How helpful was each of the following offices or services while you were completing your graduate program at FSU? - Billing Office

Count	Percent		
11	44.00%		Always helpful
10	40.00%		Mostly helpful
1	4.00%		Neutral
1	4.00%		Mostly not helpful
0	0.00%		Never helpful
2	8.00%		Not applicable
25 Respondents			

Q27. How helpful was each of the following offices or services while you were completing your graduate program at FSU? - Registrar's Office

Count	Percent		
12	48.00%		Always helpful
7	28.00%		Mostly helpful
0	0.00%		Neutral
0	0.00%		Mostly not helpful
0	0.00%		Never helpful
6	24.00%		Not applicable
25 Respondents			

Q28. How helpful was each of the following offices or services while you were completing your graduate program at FSU? - Financial Aid Office

Count	Percent		
9	36.00%		Always helpful
2	8.00%		Mostly helpful
2	8.00%		Neutral
1	4.00%		Mostly not helpful
0	0.00%		Never helpful
11	44.00%		Not applicable
25 Respondents			






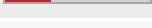
Q29. How helpful was each of the following offices or services while you were completing your graduate program at FSU? - Technology Help Desk

Count	Percent		
7	28.00%		Always helpful
5	20.00%		Mostly helpful
2	8.00%		Neutral
4	16.00%		Mostly not helpful
1	4.00%		Never helpful
6	24.00%		Not applicable
25 Respondents			


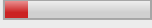




Q30. How helpful was each of the following offices or services while you were completing your graduate program at FSU? - Library

Count	Percent		
7	29.17%		Always helpful
7	29.17%		Mostly helpful
2	8.33%		Neutral
0	0.00%		Mostly not helpful
1	4.17%		Never helpful
7	29.17%		Not applicable
24 Respondents			







Q31. How helpful was each of the following offices or services while you were completing your graduate program at FSU? - FSU Bookstore

Count	Percent		
7	28.00%		Always helpful
7	28.00%		Mostly helpful
3	12.00%		Neutral
0	0.00%		Mostly not helpful
0	0.00%		Never helpful
8	32.00%		Not applicable
25 Respondents			





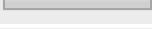

Q32. How helpful was each of the following offices or services while you were completing your graduate program at FSU? - University Police

Count	Percent		
6	24.00%		Always helpful
4	16.00%		Mostly helpful
2	8.00%		Neutral
0	0.00%		Mostly not helpful
0	0.00%		Never helpful
13	52.00%		Not applicable
25 Respondents			







Q33. How helpful was each of the following offices or services while you were completing your graduate program at FSU? - Campus Housing

Count	Percent		
2	8.00%		Always helpful
0	0.00%		Mostly helpful
3	12.00%		Neutral
1	4.00%		Mostly not helpful
0	0.00%		Never helpful
19	76.00%		Not applicable
25 Respondents			



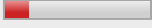



Q34. How helpful was each of the following offices or services while you were completing your graduate program at FSU? - Career Services Office

Count	Percent		
1	4.17%		Always helpful
0	0.00%		Mostly helpful
1	4.17%		Neutral
1	4.17%		Mostly not helpful
0	0.00%		Never helpful
21	87.50%		Not applicable
24 Respondents			


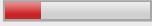




Q35. Please respond to the following statements related to your program of study: - Adequate courses were offered to meet my interests and timely progress to graduation.

Count	Percent		
16	64.00%		Strongly agree
5	20.00%		Mostly Agree
1	4.00%		Neither Agree or Disagree
2	8.00%		Mostly Disagree
1	4.00%		Strongly disagree
0	0.00%		Not applicable
25	Respondents		







Q36. Please respond to the following statements related to your program of study: - Courses were offered at reasonable and flexible times to fit into the schedules of graduate students

Count	Percent		
13	54.17%		Strongly agree
7	29.17%		Mostly Agree
4	16.67%		Neither Agree or Disagree
0	0.00%		Mostly Disagree
0	0.00%		Strongly disagree
0	0.00%		Not applicable
24	Respondents		






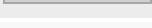
Q37. Please respond to the following statements related to your program of study: - I believe my program has adequately prepared me for success in my chosen field

Count	Percent		
15	62.50%		Strongly agree
6	25.00%		Mostly Agree
2	8.33%		Neither Agree or Disagree
0	0.00%		Mostly Disagree
1	4.17%		Strongly disagree
0	0.00%		Not applicable
24	Respondents		







Q38. Please respond to the following statements related to your program of study: - I am satisfied with the interaction I had with faculty in my program

Count	Percent		
14	56.00%		Strongly agree
9	36.00%		Mostly Agree
1	4.00%		Neither Agree or Disagree
0	0.00%		Mostly Disagree
1	4.00%		Strongly disagree
0	0.00%		Not applicable
25	Respondents		



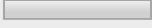



Q39. Please respond to the following statements related to your program of study: - I am satisfied with the teaching ability of faculty in my program

Count	Percent		
14	56.00%		Strongly agree
9	36.00%		Mostly Agree
1	4.00%		Neither Agree or Disagree
0	0.00%		Mostly Disagree
1	4.00%		Strongly disagree
0	0.00%		Not applicable
25 Respondents			



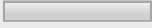



Q40. Relative to your abilities at the time you began your graduate program, to what extent do you agree that your graduate program advanced your knowledge in the following areas? - Thinking critically and creatively to address discipline specific needs through evaluation and synthesis of historical theories, current literature in the field, and knowledge of best practices

Count	Percent		
15	62.50%		Strongly agree
9	37.50%		Mostly Agree
0	0.00%		Neither Agree or Disagree
0	0.00%		Mostly Disagree
0	0.00%		Strongly disagree
0	0.00%		Not applicable
24 Respondents			

Q41. Relative to your abilities at the time you began your graduate program, to what extent do you agree that your graduate program advanced your knowledge in the following areas? - Organizing and professionally presenting discipline specific knowledge through multiple means (orally and in writing)

Count	Percent		
15	60.00%		Strongly agree
10	40.00%		Mostly Agree
0	0.00%		Neither Agree or Disagree
0	0.00%		Mostly Disagree
0	0.00%		Strongly disagree
0	0.00%		Not applicable
25 Respondents			

Q42. Relative to your abilities at the time you began your graduate program, to what extent do you agree that your graduate program advanced your knowledge in the following areas? - Thinking critically to apply knowledge in the discipline to solve sophisticated problems and to interpret technical issues.

Count	Percent		
17	68.00%		Strongly agree
7	28.00%		Mostly Agree
0	0.00%		Neither Agree or Disagree
1	4.00%		Mostly Disagree
0	0.00%		Strongly disagree
0	0.00%		Not applicable
25 Respondents			

Q43. Relative to your abilities at the time you began your graduate program, to what extent do you agree that your graduate program advanced your knowledge in the following areas? - Thinking critically to address issues of ethics and professional standards in your discipline

Count	Percent		
16	69.57%		Strongly agree
6	26.09%		Mostly Agree
0	0.00%		Neither Agree or Disagree
1	4.35%		Mostly Disagree
0	0.00%		Strongly disagree
0	0.00%		Not applicable
23 Respondents			

Q44. Relative to your abilities at the time you began your graduate program, to what extent do you agree that your graduate program advanced your knowledge in the following areas? - Designing and executing scholarly projects or research with attention to professional standards for responsible research in the discipline

Count	Percent		
15	60.00%		Strongly agree
6	24.00%		Mostly Agree
2	8.00%		Neither Agree or Disagree
1	4.00%		Mostly Disagree
0	0.00%		Strongly disagree
1	4.00%		Not applicable
25 Respondents			






Q45. Relative to your abilities at the time you began your graduate program, to what extent do you agree that your graduate program advanced your knowledge in the following areas? - Working collaboratively with people from diverse backgrounds

Count	Percent		
12	48.00%		Strongly agree
10	40.00%		Mostly Agree
2	8.00%		Neither Agree or Disagree
1	4.00%		Mostly Disagree
0	0.00%		Strongly disagree
0	0.00%		Not applicable
25 Respondents			



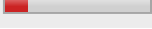

Q46. Relative to your abilities at the time you began your graduate program, to what extent do you agree that your graduate program advanced your knowledge in the following areas? - Evaluating, integrating and applying discipline specific knowledge, skills, and technologies

Count	Percent		
15	62.50%		Strongly agree
7	29.17%		Mostly Agree
1	4.17%		Neither Agree or Disagree
1	4.17%		Mostly Disagree
0	0.00%		Strongly disagree
0	0.00%		Not applicable
24 Respondents			


Q47. What is your general attitude about your experience as a graduate student at FSU?

Count	Percent		
10	40.00%		Very positive
14	56.00%		Mostly positive
1	4.00%		Mostly Negative
0	0.00%		Very negative
0	0.00%		I'm not sure
25	Respondents		



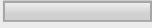





Q48. Would you recommend others attend FSU for graduate education?

Count	Percent		
15	60.00%		Definitely would
6	24.00%		Probably would
4	16.00%		Probably wouldn't
0	0.00%		Definitely wouldn't
25	Respondents		





Q49. Please comment on why you would or would not recommend FSU to someone to consider your graduate program.

Count	Percent		
11	100.00%		
11	Respondents		






Q50. Which of the following best describes your primary status after graduation? Please select ONE of the following categories.

Count	Percent		
44	40.74%		Employed full time (on on average 30 hours or more per week)
14	12.96%		Employed part-time(on average less than 30 hours per week)
0	0.00%		Participating in a volunteer or service program (e.g. Peace Corp)
0	0.00%		Serving in the U.S. military
11	10.19%		Enrolled in a program to continue education
32	29.63%		Seeking employment
7	6.48%		Planning to continue education but not yet enrolled
0	0.00%		Not seeking employment or continuing education at this time
108	Respondents		




Q51. If your primary status is employed/volunteer/U.S. Military, please provide the following information:

Count	Respondent %	Response %	
26	92.86%	25.00%	
28	100.00%	26.92%	
28	100.00%	26.92%	
22	78.57%	21.15%	
28 Respondents			
104 Responses			


Q52. If your primary status is employed full or part-time please select the category which best describes your employment?

Count	Percent	
0	0.00%	
16	25.00%	
1	1.56%	
3	4.69%	
44	68.75%	
64 Respondents		

Q53. If your primary status is enrolled in a program of continuing education, please provide the following information concerning your education:

Count	Respondent %	Response %	
10	90.91%	32.26%	
10	90.91%	32.26%	
11	100.00%	35.48%	
11 Respondents			
31 Responses			

Q54. Please provide any final comments about your experience:

Count	Percent	
42	100.00%	
42 Respondents		