

# Frostburg State University Experience-Spring2020

Description:

Date Created: 5/4/2020 8:15:56 AM






Date Range: 5/6/2020 12:00:00 AM - 6/24/2020 11:59:00 PM

Total Respondents: 123




Q1. Congratulations on achieving this important milestone, and welcome to the Alumni Association! To receive the Profile alumni magazine, eNews, and other updates from FSU, please provide your contact information. Thank you!

Count	Percent
0	Respondents




Q2. What is your general attitude about Frostburg State University?

Count	Percent		
39	31.97%		Very positive
70	57.38%		Positive
7	5.74%		Negative
3	2.46%		Very negative
3	2.46%		I'm not sure
122	Respondents		




Q3. If you were to do it over, would you attend Frostburg State again?

Count	Percent		
85	69.67%		Yes
18	14.75%		No
19	15.57%		I don't know
122	Respondents		






Q4. If you were to do it over, would you select the same field again?

Count	Percent		
94	77.05%		Yes
15	12.30%		No
13	10.66%		I don't know
122	Respondents		






Q5. Please indicate the degree you completed at Frostburg State University:

Count	Percent		
90	73.77%		Undergraduate
28	22.95%		Graduate
4	3.28%		Post-Graduate
122	Respondents		

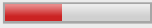




Q6. How well have your educational experiences helped you to progress in the following areas? - Reading/writing

Count	Percent		
30	37.50%		Very much
28	35.00%		Quite a lot
17	21.25%		Some
5	6.25%		Very little
0	0.00%		Not at all
80	Respondents		






Q7. How well have your educational experiences helped you to progress in the following areas? - Listening/speaking

Count	Percent		
27	34.62%		Very much
22	28.21%		Quite a lot
23	29.49%		Some
5	6.41%		Very little
1	1.28%		Not at all
78	Respondents		

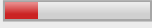




Q8. How well have your educational experiences helped you to progress in the following areas? - Problem solving

Count	Percent		
31	39.74%		Very much
30	38.46%		Quite a lot
14	17.95%		Some
2	2.56%		Very little
1	1.28%		Not at all
78	Respondents		






Q9. How well have your educational experiences helped you to progress in the following areas? - Analyzing and evaluating ideas

Count	Percent		
34	44.16%		Very much
27	35.06%		Quite a lot
14	18.18%		Some
2	2.60%		Very little
0	0.00%		Not at all
77	Respondents		






Q10. How well have your educational experiences helped you to progress in the following areas? - Using mathematics

Count	Percent		
18	23.08%		Very much
18	23.08%		Quite a lot
22	28.21%		Some
12	15.38%		Very little
8	10.26%		Not at all
78	Respondents		






Q11. How well have your educational experiences helped you to progress in the following areas? - Creative thinking

Count	Percent		
32	41.03%		Very much
24	30.77%		Quite a lot
13	16.67%		Some
9	11.54%		Very little
0	0.00%		Not at all
78	Respondents		






Q12. How well have your educational experiences helped you to progress in the following areas? - Critical thinking

Count	Percent		
40	52.63%		Very much
22	28.95%		Quite a lot
11	14.47%		Some
3	3.95%		Very little
0	0.00%		Not at all
76	Respondents		







Q13. How well have your educational experiences helped you to progress in the following areas? - Personal growth

Count	Percent		
47	59.49%		Very much
17	21.52%		Quite a lot
11	13.92%		Some
3	3.80%		Very little
1	1.27%		Not at all
79	Respondents		







Q14. How well have your educational experiences helped you to progress in the following areas? - Using technology

Count	Percent		
20	25.97%		Very much
27	35.06%		Quite a lot
21	27.27%		Some
7	9.09%		Very little
2	2.60%		Not at all
77	Respondents		






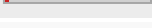
Q15. Please indicate your agreement with the following statements:I am satisfied . . . - With the interaction I had with the faculty in my program

Count	Percent		
42	52.50%		Strongly agree
24	30.00%		Agree
5	6.25%		Undecided
7	8.75%		Disagree
2	2.50%		Strongly disagree
0	0.00%		Not applicable
80	Respondents		




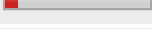


Q16. Please indicate your agreement with the following statements:I am satisfied . . . - With the teaching ability of the faculty in my program

Count	Percent		
35	44.30%		Strongly agree
30	37.97%		Agree
6	7.59%		Undecided
4	5.06%		Disagree
4	5.06%		Strongly disagree
0	0.00%		Not applicable
79	Respondents		






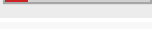
Q17. Please indicate your agreement with the following statements:I am satisfied . . . - With the interaction with staff

Count	Percent		
34	44.74%		Strongly agree
31	40.79%		Agree
6	7.89%		Undecided
1	1.32%		Disagree
2	2.63%		Strongly disagree
2	2.63%		Not applicable
76 Respondents			





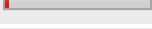

Q18. Please indicate your agreement with the following statements:I am satisfied . . . - With the preparation for employment

Count	Percent		
21	26.58%		Strongly agree
25	31.65%		Agree
19	24.05%		Undecided
7	8.86%		Disagree
5	6.33%		Strongly disagree
2	2.53%		Not applicable
79 Respondents			







Q19. Please indicate your agreement with the following statements:I am satisfied . . . - With the preparation for graduate school

Count	Percent		
20	26.32%		Strongly agree
17	22.37%		Agree
18	23.68%		Undecided
4	5.26%		Disagree
5	6.58%		Strongly disagree
12	15.79%		Not applicable
76 Respondents			


Q20. Please indicate your agreement with the following statements:I am satisfied . . . - With the programs, activities and, organizations on campus

Count	Percent		
27	34.18%		Strongly agree
24	30.38%		Agree
8	10.13%		Undecided
4	5.06%		Disagree
2	2.53%		Strongly disagree
14	17.72%		Not applicable
79 Respondents			






Q21. Please indicate your agreement with the following statements: I am satisfied . . . - With the General Education program

Count	Percent		
20	25.32%		Strongly agree
23	29.11%		Agree
11	13.92%		Undecided
7	8.86%		Disagree
6	7.59%		Strongly disagree
12	15.19%		Not applicable
79 Respondents			

Q22. Please comment on why you would or would not recommend FSU to someone to consider.

Count	Percent	
58	100.00%	
58 Respondents		

Q23. During your time as an undergraduate student at FSU, please indicate all of your work experience (and provide a description of the work):

Count	Respondent %	Response %	
22	29.33%	25.00%	 I was employed on-campus (please describe)
32	42.67%	36.36%	 I worked off-campus locally (please describe)
9	12.00%	10.23%	 I worked remotely with a non-local employer (please describe)
20	26.67%	22.73%	 I did not work while attending college by choice.
5	6.67%	5.68%	 I did not work because I could not find a job.
75 Respondents			
88 Responses			

Q24. Please select your program of study:

Count	Percent		
4	13.33%		Doctor of Educational Leadership
0	0.00%		MAT - Elementary
2	6.67%		MAT- Secondary
8	26.67%		MBA
2	6.67%		M.Ed. Educational Leadership
2	6.67%		M.Ed. Curriculum and Instruction
1	3.33%		M.Ed. Literacy Education
0	0.00%		M.Ed. Special Education
1	3.33%		M.Ed. Interdisciplinary
1	3.33%		M.Ed. School Counseling
1	3.33%		MS Recreation and Parks Management
4	13.33%		MS Computer Science
4	13.33%		MS Counseling Psychology
0	0.00%		MS Nursing
0	0.00%		MS Wildlife Fisheries Management
0	0.00%		MS Applied Ecology
30	Respondents		






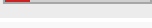
Q25. How helpful was each of the following offices or services while you were completing your graduate program at FSU? - The Graduate Services Office

Count	Percent		
17	56.67%		Always helpful
5	16.67%		Mostly helpful
7	23.33%		Neutral
0	0.00%		Mostly not helpful
0	0.00%		Never helpful
1	3.33%		Not applicable
30	Respondents		




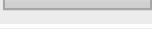


Q26. How helpful was each of the following offices or services while you were completing your graduate program at FSU? - Billing Office

Count	Percent		
13	43.33%		Always helpful
7	23.33%		Mostly helpful
7	23.33%		Neutral
0	0.00%		Mostly not helpful
1	3.33%		Never helpful
2	6.67%		Not applicable
30	Respondents		







Q27. How helpful was each of the following offices or services while you were completing your graduate program at FSU? - Registrar's Office

Count	Percent		
11	37.93%		Always helpful
4	13.79%		Mostly helpful
9	31.03%		Neutral
0	0.00%		Mostly not helpful
0	0.00%		Never helpful
5	17.24%		Not applicable
29 Respondents			





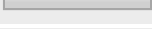

Q28. How helpful was each of the following offices or services while you were completing your graduate program at FSU? - Financial Aid Office

Count	Percent		
12	40.00%		Always helpful
4	13.33%		Mostly helpful
4	13.33%		Neutral
0	0.00%		Mostly not helpful
1	3.33%		Never helpful
9	30.00%		Not applicable
30 Respondents			






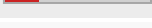
Q29. How helpful was each of the following offices or services while you were completing your graduate program at FSU? - Technology Help Desk

Count	Percent		
7	23.33%		Always helpful
3	10.00%		Mostly helpful
5	16.67%		Neutral
2	6.67%		Mostly not helpful
0	0.00%		Never helpful
13	43.33%		Not applicable
30 Respondents			


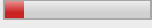




Q30. How helpful was each of the following offices or services while you were completing your graduate program at FSU? - Library

Count	Percent		
13	43.33%		Always helpful
4	13.33%		Mostly helpful
6	20.00%		Neutral
0	0.00%		Mostly not helpful
0	0.00%		Never helpful
7	23.33%		Not applicable
30 Respondents			

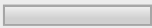





Q31. How helpful was each of the following offices or services while you were completing your graduate program at FSU? - FSU Bookstore

Count	Percent		
12	40.00%		Always helpful
7	23.33%		Mostly helpful
3	10.00%		Neutral
0	0.00%		Mostly not helpful
1	3.33%		Never helpful
7	23.33%		Not applicable
30 Respondents			



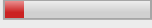



Q32. How helpful was each of the following offices or services while you were completing your graduate program at FSU? - University Police

Count	Percent		
2	6.67%		Always helpful
4	13.33%		Mostly helpful
3	10.00%		Neutral
0	0.00%		Mostly not helpful
0	0.00%		Never helpful
21	70.00%		Not applicable
30 Respondents			

Q33. How helpful was each of the following offices or services while you were completing your graduate program at FSU? - Campus Housing







Count	Percent		
0	0.00%		Always helpful
0	0.00%		Mostly helpful
4	13.33%		Neutral
0	0.00%		Mostly not helpful
0	0.00%		Never helpful
26	86.67%		Not applicable
30 Respondents			

Q34. How helpful was each of the following offices or services while you were completing your graduate program at FSU? - Career Services Office







Count	Percent		
1	3.33%		Always helpful
0	0.00%		Mostly helpful
4	13.33%		Neutral
2	6.67%		Mostly not helpful
1	3.33%		Never helpful
22	73.33%		Not applicable
30 Respondents			



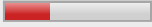





Q35. Please respond to the following statements related to your program of study: - Adequate courses were offered to meet my interests and timely progress to graduation.

Count	Percent		
15	50.00%		Strongly agree
12	40.00%		Mostly Agree
1	3.33%		Neither Agree or Disagree
0	0.00%		Mostly Disagree
2	6.67%		Strongly disagree
0	0.00%		Not applicable
30	Respondents		







Q36. Please respond to the following statements related to your program of study: - Courses were offered at reasonable and flexible times to fit into the schedules of graduate students

Count	Percent		
19	65.52%		Strongly agree
5	17.24%		Mostly Agree
2	6.90%		Neither Agree or Disagree
0	0.00%		Mostly Disagree
2	6.90%		Strongly disagree
1	3.45%		Not applicable
29	Respondents		






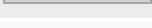
Q37. Please respond to the following statements related to your program of study: - I believe my program has adequately prepared me for success in my chosen field

Count	Percent		
9	31.03%		Strongly agree
14	48.28%		Mostly Agree
2	6.90%		Neither Agree or Disagree
2	6.90%		Mostly Disagree
2	6.90%		Strongly disagree
0	0.00%		Not applicable
29	Respondents		







Q38. Please respond to the following statements related to your program of study: - I am satisfied with the interaction I had with faculty in my program

Count	Percent		
10	34.48%		Strongly agree
13	44.83%		Mostly Agree
3	10.34%		Neither Agree or Disagree
1	3.45%		Mostly Disagree
2	6.90%		Strongly disagree
0	0.00%		Not applicable
29	Respondents		







Q39. Please respond to the following statements related to your program of study: - I am satisfied with the teaching ability of faculty in my program

Count	Percent		
13	43.33%		Strongly agree
9	30.00%		Mostly Agree
6	20.00%		Neither Agree or Disagree
1	3.33%		Mostly Disagree
1	3.33%		Strongly disagree
0	0.00%		Not applicable
30 Respondents			



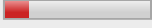



Q40. Relative to your abilities at the time you began your graduate program, to what extent do you agree that your graduate program advanced your knowledge in the following areas? - Thinking critically and creatively to address discipline specific needs through evaluation and synthesis of historical theories, current literature in the field, and knowledge of best practices

Count	Percent		
14	48.28%		Strongly agree
12	41.38%		Mostly Agree
2	6.90%		Neither Agree or Disagree
1	3.45%		Mostly Disagree
0	0.00%		Strongly disagree
0	0.00%		Not applicable
29 Respondents			







Q41. Relative to your abilities at the time you began your graduate program, to what extent do you agree that your graduate program advanced your knowledge in the following areas? - Organizing and professionally presenting discipline specific knowledge through multiple means (orally and in writing)

Count	Percent		
16	53.33%		Strongly agree
7	23.33%		Mostly Agree
5	16.67%		Neither Agree or Disagree
0	0.00%		Mostly Disagree
1	3.33%		Strongly disagree
1	3.33%		Not applicable
30 Respondents			


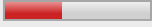




Q42. Relative to your abilities at the time you began your graduate program, to what extent do you agree that your graduate program advanced your knowledge in the following areas? - Thinking critically to apply knowledge in the discipline to solve sophisticated problems and to interpret technical issues.

Count	Percent		
13	43.33%		Strongly agree
12	40.00%		Mostly Agree
5	16.67%		Neither Agree or Disagree
0	0.00%		Mostly Disagree
0	0.00%		Strongly disagree
0	0.00%		Not applicable
30 Respondents			







Q43. Relative to your abilities at the time you began your graduate program, to what extent do you agree that your graduate program advanced your knowledge in the following areas? - Thinking critically to address issues of ethics and professional standards in your discipline

Count	Percent		
16	53.33%		Strongly agree
9	30.00%		Mostly Agree
4	13.33%		Neither Agree or Disagree
0	0.00%		Mostly Disagree
1	3.33%		Strongly disagree
0	0.00%		Not applicable
30	Respondents		


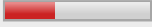




Q44. Relative to your abilities at the time you began your graduate program, to what extent do you agree that your graduate program advanced your knowledge in the following areas? - Designing and executing scholarly projects or research with attention to professional standards for responsible research in the discipline

Count	Percent		
10	35.71%		Strongly agree
11	39.29%		Mostly Agree
6	21.43%		Neither Agree or Disagree
0	0.00%		Mostly Disagree
0	0.00%		Strongly disagree
1	3.57%		Not applicable
28	Respondents		






Q45. Relative to your abilities at the time you began your graduate program, to what extent do you agree that your graduate program advanced your knowledge in the following areas? - Working collaboratively with people from diverse backgrounds

Count	Percent		
15	50.00%		Strongly agree
8	26.67%		Mostly Agree
6	20.00%		Neither Agree or Disagree
0	0.00%		Mostly Disagree
1	3.33%		Strongly disagree
0	0.00%		Not applicable
30	Respondents		



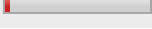

Q46. Relative to your abilities at the time you began your graduate program, to what extent do you agree that your graduate program advanced your knowledge in the following areas? - Evaluating, integrating and applying discipline specific knowledge, skills, and technologies

Count	Percent		
14	48.28%		Strongly agree
10	34.48%		Mostly Agree
4	13.79%		Neither Agree or Disagree
0	0.00%		Mostly Disagree
1	3.45%		Strongly disagree
0	0.00%		Not applicable
29	Respondents		


Q47. What is your general attitude about your experience as a graduate student at FSU?

Count	Percent		
11	35.48%		Very positive
18	58.06%		Mostly positive
1	3.23%		Mostly Negative
1	3.23%		Very negative
0	0.00%		I'm not sure
31	Respondents		



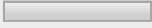





Q48. Would you recommend others attend FSU for graduate education?

Count	Percent		
17	54.84%		Definitely would
12	38.71%		Probably would
1	3.23%		Probably wouldn't
1	3.23%		Definitely wouldn't
31	Respondents		


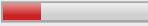

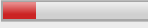
Q49. Please comment on why you would or would not recommend FSU to someone to consider your graduate program.

Count	Percent	
16	100.00%	
16	Respondents	



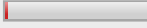


Q50. Which of the following best describes your primary status after graduation? Please select ONE of the following categories.

Count	Percent		
50	45.05%		Employed full time (on on average 30 hours or more per week)
7	6.31%		Employed part-time(on average less than 30 hours per week)
0	0.00%		Participating in a volunteer or service program (e.g. Peace Corp)
0	0.00%		Serving in the U.S. military
9	8.11%		Enrolled in a program to continue education
38	34.23%		Seeking employment
7	6.31%		Planning to continue education but not yet enrolled
0	0.00%		Not seeking employment or continuing education at this time
111	Respondents		




Q51. If your primary status is employed/volunteer/U.S. Military, please provide the following information:

Count	Respondent %	Response %	
29	93.55%	24.79%	
31	100.00%	26.50%	
30	96.77%	25.64%	
27	87.10%	23.08%	
31 Respondents			
117 Responses			


Q52. If your primary status is employed full or part-time please select the category which best describes your employment?

Count	Percent	
2	3.51%	 Employed as an entrepreneur
8	14.04%	 Employed in a temporary/contract work assignment
1	1.75%	 Employed freelance
1	1.75%	 Employed in a postgraduate internship/fellowship
45	78.95%	 Employed in a permanent position
57 Respondents		

Q53. If your primary status is enrolled in a program of continuing education, please provide the following information concerning your education:

Count	Respondent %	Response %	
7	87.50%	31.82%	
8	100.00%	36.36%	
7	87.50%	31.82%	
8 Respondents			
22 Responses			

Q54. Please provide any final comments about your experience:

Count	Percent	
45	100.00%	
45 Respondents		