

# Frostburg State University Experience-Spring2021


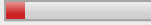
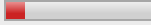






Description:

Date Created: 4/14/2021 9:44:46 AM

Date Range: 4/15/2021 12:00:00 AM - 5/31/2021 11:59:00 PM

Total Respondents: 109

Q1. Congratulations on achieving this important milestone, and welcome to the Alumni Association! To receive the Profile alumni magazine, eNews, and other updates from FSU, please provide your contact information. Thank you!

Count	Respondent %	Response %	
90	100.00%	13.41%	 Last name:
90	100.00%	13.41%	 First name:
90	100.00%	13.41%	 Class year:
90	100.00%	13.41%	 Major:
30	33.33%	4.47%	 Minor:
86	95.56%	12.82%	 Preferred email address (other than your FSU email address)
85	94.44%	12.67%	 Home address (street, city, state, zip code):
40	44.44%	5.96%	 Home phone: (xxx-xxx-xxxx)
70	77.78%	10.43%	 Cell phone: (xxx-xxx-xxxx)
90	Respondents		
671	Responses		

Q2. What is your general attitude about Frostburg State University?

Count	Percent	
37	34.26%	Very positive
60	55.56%	Positive
5	4.63%	Negative
1	0.93%	Very negative
5	4.63%	I'm not sure
108	Respondents	

Q3. If you were to do it over, would you attend Frostburg State again?

Count	Percent	
77	71.30%	Yes
13	12.04%	No
18	16.67%	I don't know
108	Respondents	

Q4. If you were to do it over, would you select the same field again?

Count	Percent		
83	76.85%		Yes
8	7.41%		No
17	15.74%		I don't know
108	Respondents		

Q5. Please indicate the degree you completed at Frostburg Statue University:

Count	Percent		
74	68.52%		Undergraduate
29	26.85%		Graduate
5	4.63%		Post-Graduate
108	Respondents		






Q6. How well have your educational experiences helped you to progress in the following areas? - Reading/writing

Count	Percent		
25	38.46%		Very much
23	35.38%		Quite a lot
13	20.00%		Some
3	4.62%		Very little
1	1.54%		Not at all
65	Respondents		






Q7. How well have your educational experiences helped you to progress in the following areas? - Listening/speaking

Count	Percent		
23	35.94%		Very much
28	43.75%		Quite a lot
7	10.94%		Some
6	9.38%		Very little
0	0.00%		Not at all
64	Respondents		






Q8. How well have your educational experiences helped you to progress in the following areas? - Problem solving

Count	Percent		
31	47.69%		Very much
22	33.85%		Quite a lot
8	12.31%		Some
3	4.62%		Very little
1	1.54%		Not at all
65	Respondents		






Q9. How well have your educational experiences helped you to progress in the following areas? - Analyzing and evaluating ideas

Count	Percent		
33	50.77%		Very much
22	33.85%		Quite a lot
6	9.23%		Some
4	6.15%		Very little
0	0.00%		Not at all
65	Respondents		






Q10. How well have your educational experiences helped you to progress in the following areas? - Using mathematics

Count	Percent		
22	33.85%		Very much
15	23.08%		Quite a lot
14	21.54%		Some
7	10.77%		Very little
7	10.77%		Not at all
65	Respondents		






Q11. How well have your educational experiences helped you to progress in the following areas? - Creative thinking

Count	Percent		
29	44.62%		Very much
23	35.38%		Quite a lot
11	16.92%		Some
1	1.54%		Very little
1	1.54%		Not at all
65	Respondents		






Q12. How well have your educational experiences helped you to progress in the following areas? - Critical thinking

Count	Percent		
33	50.77%		Very much
23	35.38%		Quite a lot
6	9.23%		Some
2	3.08%		Very little
1	1.54%		Not at all
65	Respondents		

Q13. How well have your educational experiences helped you to progress in the following areas? - Personal growth

Count	Percent		
41	63.08%		Very much
17	26.15%		Quite a lot
4	6.15%		Some
2	3.08%		Very little
1	1.54%		Not at all
65	Respondents		

Q14. How well have your educational experiences helped you to progress in the following areas? - Using technology

Count	Percent		
27	41.54%		Very much
24	36.92%		Quite a lot
10	15.38%		Some
3	4.62%		Very little
1	1.54%		Not at all
65	Respondents		

Q15. Please indicate your agreement with the following statements:I am satisfied . . . - With the interaction I had with the faculty in my program

Count	Percent		
29	44.62%		Strongly agree
29	44.62%		Agree
3	4.62%		Undecided
3	4.62%		Disagree
1	1.54%		Strongly disagree
0	0.00%		Not applicable
65 Respondents			







Q16. Please indicate your agreement with the following statements:I am satisfied . . . - With the teaching ability of the faculty in my program

Count	Percent		
29	44.62%		Strongly agree
28	43.08%		Agree
3	4.62%		Undecided
4	6.15%		Disagree
1	1.54%		Strongly disagree
0	0.00%		Not applicable
65 Respondents			







Q17. Please indicate your agreement with the following statements:I am satisfied . . . - With the interaction with staff

Count	Percent		
25	38.46%		Strongly agree
32	49.23%		Agree
5	7.69%		Undecided
2	3.08%		Disagree
0	0.00%		Strongly disagree
1	1.54%		Not applicable
65 Respondents			







Q18. Please indicate your agreement with the following statements:I am satisfied . . . - With the preparation for employment

Count	Percent		
20	30.77%		Strongly agree
25	38.46%		Agree
9	13.85%		Undecided
7	10.77%		Disagree
3	4.62%		Strongly disagree
1	1.54%		Not applicable
65 Respondents			







Q19. Please indicate your agreement with the following statements:I am satisfied . . . - With the preparation for graduate school

Count	Percent		
14	21.54%		Strongly agree
19	29.23%		Agree
13	20.00%		Undecided
5	7.69%		Disagree
2	3.08%		Strongly disagree
12	18.46%		Not applicable
65 Respondents			

Q20. Please indicate your agreement with the following statements:I am satisfied . . . - With the programs, activities and, organizations on campus

Count	Percent		
20	31.25%		Strongly agree
20	31.25%		Agree
15	23.44%		Undecided
4	6.25%		Disagree
0	0.00%		Strongly disagree
5	7.81%		Not applicable
64 Respondents			






Q21. Please indicate your agreement with the following statements:I am satisfied . . . - With the General Education program

Count	Percent		
17	26.15%		Strongly agree
24	36.92%		Agree
7	10.77%		Undecided
6	9.23%		Disagree
5	7.69%		Strongly disagree
6	9.23%		Not applicable
65 Respondents			



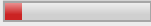













Q22. Please comment on why you would or would not recommend FSU to someone to consider.

Count	Percent	
46	100.00%	
46 Respondents		




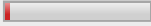


Q23. During your time as an undergraduate student at FSU, please indicate all of your work experience (and provide a description of the work):

Count	Respondent %	Response %	
18	28.13%	23.38%	 I was employed on-campus (please describe)
29	45.31%	37.66%	 I worked off-campus locally (please describe)
3	4.69%	3.90%	 I worked remotely with a non-local employer (please describe)
21	32.81%	27.27%	 I did not work while attending college by choice.
6	9.38%	7.79%	 I did not work because I could not find a job.
64 Respondents			
77 Responses			

Q24. Please select your program of study:







Count	Percent		
2	7.69%		Doctor of Educational Leadership
2	7.69%		MAT - Elementary
3	11.54%		MAT- Secondary
3	11.54%		MBA
3	11.54%		M.Ed. Educational Leadership
1	3.85%		M.Ed. Curriculum and Instruction
1	3.85%		M.Ed. Literacy Education
1	3.85%		M.Ed. Special Education
0	0.00%		M.Ed. Interdisciplinary
1	3.85%		M.Ed. School Counseling
2	7.69%		MS Recreation and Parks Management
4	15.38%		MS Computer Science
2	7.69%		MS Counseling Psychology
1	3.85%		MS Nursing
0	0.00%		MS Wildlife Fisheries Management
0	0.00%		MS Applied Ecology
26 Respondents			

Q25. How helpful was each of the following offices or services while you were completing your graduate program at FSU? - The Graduate Services Office







Count	Percent		
18	62.07%		Always helpful
3	10.34%		Mostly helpful
5	17.24%		Neutral
1	3.45%		Mostly not helpful
0	0.00%		Never helpful
2	6.90%		Not applicable
29 Respondents			









Q26. How helpful was each of the following offices or services while you were completing your graduate program at FSU? - Billing Office

Count	Percent		
18	62.07%		Always helpful
4	13.79%		Mostly helpful
4	13.79%		Neutral
1	3.45%		Mostly not helpful
0	0.00%		Never helpful
2	6.90%		Not applicable
29	Respondents		

Q27. How helpful was each of the following offices or services while you were completing your graduate program at FSU? - Registrar's Office

Count	Percent		
16	55.17%		Always helpful
4	13.79%		Mostly helpful
6	20.69%		Neutral
0	0.00%		Mostly not helpful
0	0.00%		Never helpful
3	10.34%		Not applicable
29	Respondents		

Q28. How helpful was each of the following offices or services while you were completing your graduate program at FSU? - Financial Aid Office

Count	Percent		
10	34.48%		Always helpful
3	10.34%		Mostly helpful
5	17.24%		Neutral
0	0.00%		Mostly not helpful
1	3.45%		Never helpful
10	34.48%		Not applicable
29	Respondents		

Q29. How helpful was each of the following offices or services while you were completing your graduate program at FSU? - Technology Help Desk

Count	Percent		
10	34.48%		Always helpful
6	20.69%		Mostly helpful
3	10.34%		Neutral
0	0.00%		Mostly not helpful
0	0.00%		Never helpful
10	34.48%		Not applicable
29 Respondents			







Q30. How helpful was each of the following offices or services while you were completing your graduate program at FSU? - Library

Count	Percent		
11	37.93%		Always helpful
4	13.79%		Mostly helpful
5	17.24%		Neutral
0	0.00%		Mostly not helpful
0	0.00%		Never helpful
9	31.03%		Not applicable
29 Respondents			







Q31. How helpful was each of the following offices or services while you were completing your graduate program at FSU? - FSU Bookstore

Count	Percent		
12	41.38%		Always helpful
5	17.24%		Mostly helpful
3	10.34%		Neutral
1	3.45%		Mostly not helpful
0	0.00%		Never helpful
8	27.59%		Not applicable
29 Respondents			







Q32. How helpful was each of the following offices or services while you were completing your graduate program at FSU? - University Police

Count	Percent		
7	24.14%		Always helpful
2	6.90%		Mostly helpful
2	6.90%		Neutral
0	0.00%		Mostly not helpful
0	0.00%		Never helpful
18	62.07%		Not applicable
29	Respondents		







Q33. How helpful was each of the following offices or services while you were completing your graduate program at FSU? - Campus Housing

Count	Percent		
3	10.34%		Always helpful
0	0.00%		Mostly helpful
2	6.90%		Neutral
0	0.00%		Mostly not helpful
0	0.00%		Never helpful
24	82.76%		Not applicable
29	Respondents		







Q34. How helpful was each of the following offices or services while you were completing your graduate program at FSU? - Career Services Office

Count	Percent		
4	13.79%		Always helpful
0	0.00%		Mostly helpful
1	3.45%		Neutral
1	3.45%		Mostly not helpful
1	3.45%		Never helpful
22	75.86%		Not applicable
29	Respondents		







Q35. Please respond to the following statements related to your program of study: - Adequate courses were offered to meet my interests and timely progress to graduation.

Count	Percent		
17	58.62%		Strongly agree
8	27.59%		Mostly Agree
2	6.90%		Neither Agree or Disagree
1	3.45%		Mostly Disagree
0	0.00%		Strongly disagree
1	3.45%		Not applicable
29 Respondents			







Q36. Please respond to the following statements related to your program of study: - Courses were offered at reasonable and flexible times to fit into the schedules of graduate students

Count	Percent		
18	62.07%		Strongly agree
7	24.14%		Mostly Agree
1	3.45%		Neither Agree or Disagree
1	3.45%		Mostly Disagree
0	0.00%		Strongly disagree
2	6.90%		Not applicable
29 Respondents			







Q37. Please respond to the following statements related to your program of study: - I believe my program has adequately prepared me for success in my chosen field

Count	Percent		
13	44.83%		Strongly agree
7	24.14%		Mostly Agree
5	17.24%		Neither Agree or Disagree
3	10.34%		Mostly Disagree
0	0.00%		Strongly disagree
1	3.45%		Not applicable
29 Respondents			







Q38. Please respond to the following statements related to your program of study: - I am satisfied with the interaction I had with faculty in my program

Count	Percent		
15	51.72%		Strongly agree
9	31.03%		Mostly Agree
2	6.90%		Neither Agree or Disagree
2	6.90%		Mostly Disagree
0	0.00%		Strongly disagree
1	3.45%		Not applicable
29 Respondents			

Q39. Please respond to the following statements related to your program of study: - I am satisfied with the teaching ability of faculty in my program

Count	Percent		
12	41.38%		Strongly agree
11	37.93%		Mostly Agree
3	10.34%		Neither Agree or Disagree
2	6.90%		Mostly Disagree
0	0.00%		Strongly disagree
1	3.45%		Not applicable
29 Respondents			

Q40. Relative to your abilities at the time you began your graduate program, to what extent do you agree that your graduate program advanced your knowledge in the following areas? - Thinking critically and creatively to address discipline specific needs through evaluation and synthesis of historical theories, current literature in the field, and knowledge of best practices

Count	Percent		
16	55.17%		Strongly agree
7	24.14%		Mostly Agree
4	13.79%		Neither Agree or Disagree
1	3.45%		Mostly Disagree
0	0.00%		Strongly disagree
1	3.45%		Not applicable
29 Respondents			

Q41. Relative to your abilities at the time you began your graduate program, to what extent do you agree that your graduate program advanced your knowledge in the following areas? - Organizing and professionally presenting discipline specific knowledge through multiple means (orally and in writing)

Count	Percent		
18	62.07%		Strongly agree
7	24.14%		Mostly Agree
3	10.34%		Neither Agree or Disagree
0	0.00%		Mostly Disagree
0	0.00%		Strongly disagree
1	3.45%		Not applicable
29	Respondents		

Q42. Relative to your abilities at the time you began your graduate program, to what extent do you agree that your graduate program advanced your knowledge in the following areas? - Thinking critically to apply knowledge in the discipline to solve sophisticated problems and to interpret technical issues.

Count	Percent		
16	55.17%		Strongly agree
5	17.24%		Mostly Agree
5	17.24%		Neither Agree or Disagree
2	6.90%		Mostly Disagree
0	0.00%		Strongly disagree
1	3.45%		Not applicable
29	Respondents		

Q43. Relative to your abilities at the time you began your graduate program, to what extent do you agree that your graduate program advanced your knowledge in the following areas? - Thinking critically to address issues of ethics and professional standards in your discipline

Count	Percent		
13	46.43%		Strongly agree
7	25.00%		Mostly Agree
7	25.00%		Neither Agree or Disagree
0	0.00%		Mostly Disagree
0	0.00%		Strongly disagree
1	3.57%		Not applicable
28	Respondents		

Q44. Relative to your abilities at the time you began your graduate program, to what extent do you agree that your graduate program advanced your knowledge in the following areas? - Designing and executing scholarly projects or research with attention to professional standards for responsible research in the discipline

Count	Percent		
17	60.71%		Strongly agree
7	25.00%		Mostly Agree
2	7.14%		Neither Agree or Disagree
1	3.57%		Mostly Disagree
0	0.00%		Strongly disagree
1	3.57%		Not applicable
28	Respondents		






Q45. Relative to your abilities at the time you began your graduate program, to what extent do you agree that your graduate program advanced your knowledge in the following areas? - Working collaboratively with people from diverse backgrounds

Count	Percent		
16	55.17%		Strongly agree
5	17.24%		Mostly Agree
5	17.24%		Neither Agree or Disagree
1	3.45%		Mostly Disagree
0	0.00%		Strongly disagree
2	6.90%		Not applicable
29	Respondents		



Q46. Relative to your abilities at the time you began your graduate program, to what extent do you agree that your graduate program advanced your knowledge in the following areas? - Evaluating, integrating and applying discipline specific knowledge, skills, and technologies

Count	Percent		
17	58.62%		Strongly agree
7	24.14%		Mostly Agree
3	10.34%		Neither Agree or Disagree
1	3.45%		Mostly Disagree
0	0.00%		Strongly disagree
1	3.45%		Not applicable
29	Respondents		

Q47. What is your general attitude about your experience as a graduate student at FSU?

Count	Percent		
15	51.72%		Very positive
9	31.03%		Mostly positive
2	6.90%		Mostly Negative
0	0.00%		Very negative
3	10.34%		I'm not sure
29	Respondents		

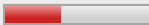
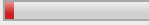






Q48. Would you recommend others attend FSU for graduate education?

Count	Percent		
17	60.71%		Definitely would
7	25.00%		Probably would
4	14.29%		Probably wouldn't
0	0.00%		Definitely wouldn't
28	Respondents		

Q49. Please comment on why you would or would not recommend FSU to someone to consider your graduate program.





Count	Percent		
17	100.00%		
17	Respondents		

Q50. Which of the following best describes your primary status after graduation? Please select ONE of the following categories.


Count	Percent		
37	38.95%		Employed full time (on on average 30 hours or more per week)
6	6.32%		Employed part-time(on average less than 30 hours per week)
1	1.05%		Participating in a volunteer or service program (e.g. Peace Corp)
0	0.00%		Serving in the U.S. military
13	13.68%		Enrolled in a program to continue education
34	35.79%		Seeking employment
3	3.16%		Planning to continue education but not yet enrolled
1	1.05%		Not seeking employment or continuing education at this time
95	Respondents		






Q51. If your primary status is employed/volunteer/U.S. Military, please provide the following information:

Count	Respondent %	Response %	
26	96.30%	28.57%	 Employing or Service Organization or Service Branch:
24	88.89%	26.37%	 Position Location-city, state, and/or country:
24	88.89%	26.37%	 Job Title:
17	62.96%	18.68%	 Annual Salary:
27	Respondents		
91	Responses		

Q52. If your primary status is employed full or part-time please select the category which best describes your employment?

Count	Percent	
0	0.00%	 Employed as an entrepreneur
8	17.78%	 Employed in a temporary/contract work assignment
1	2.22%	 Employed freelance
7	15.56%	 Employed in a postgraduate internship/fellowship
29	64.44%	 Employed in a permanent position
45	Respondents	

Q53. If your primary status is enrolled in a program of continuing education, please provide the following information concerning your education:

Count	Respondent %	Response %	
12	100.00%	33.33%	 Name of Institution:
12	100.00%	33.33%	 Program of Study:
12	100.00%	33.33%	 The degree you are pursuing:
12	Respondents		
36	Responses		

Q54. Please provide any final comments about your experience:

Count	Percent
39	100.00%
39	Respondents