

# Frostburg State University Experience-Spring 22

Description:

Date Created: 5/10/2022 12:33:39 PM

Date Range: 5/4/2022 12:00:00 AM - 8/2/2022 11:59:00 PM

Total Respondents: 72

Q1. Congratulations on achieving this important milestone, and welcome to the Alumni Association! To receive the Profile alumni magazine, eNews, and other updates from FSU, please provide your contact information. Thank you!

Count	Respondent %	Response %	
66	100.00%	13.89%	Last name:
65	98.48%	13.68%	First name:
64	96.97%	13.47%	Class year:
65	98.48%	13.68%	Major:
19	28.79%	4.00%	Minor:
63	95.45%	13.26%	Preferred email address (other than your FSU email address)
60	90.91%	12.63%	Home address (street, city, state, zip code):
33	50.00%	6.95%	Home phone: (xxx-xxx-xxxx)
40	60.61%	8.42%	Cell phone: (xxx-xxx-xxxx)
66	Respondents		
475	Responses		

Q2. What is your general attitude about Frostburg State University?

Count	Percent	
25	34.72%	Very positive
40	55.56%	Positive
1	1.39%	Negative
3	4.17%	Very negative
3	4.17%	I'm not sure
72	Respondents	

Q3. If you were to do it over, would you attend Frostburg State again?

Count	Percent	
50	69.44%	Yes
8	11.11%	No
14	19.44%	I don't know
72	Respondents	

Q4. If you were to do it over, would you select the same field again?

Count	Percent		
63	87.50%		Yes
4	5.56%		No
5	6.94%		I don't know
72	Respondents		

Q5. Please indicate the degree you completed at Frostburg Statue University:

Count	Percent		
46	63.89%		Undergraduate
24	33.33%		Graduate
2	2.78%		Post-Graduate
72	Respondents		






Q6. How well have your educational experiences helped you to progress in the following areas? - Reading/writing

Count	Percent		
19	43.18%		Very much
14	31.82%		Quite a lot
9	20.45%		Some
2	4.55%		Very little
0	0.00%		Not at all
44	Respondents		






Q7. How well have your educational experiences helped you to progress in the following areas? - Listening/speaking

Count	Percent		
24	54.55%		Very much
13	29.55%		Quite a lot
5	11.36%		Some
2	4.55%		Very little
0	0.00%		Not at all
44	Respondents		






Q8. How well have your educational experiences helped you to progress in the following areas? - Problem solving

Count	Percent		
25	56.82%		Very much
11	25.00%		Quite a lot
7	15.91%		Some
1	2.27%		Very little
0	0.00%		Not at all
44	Respondents		






Q9. How well have your educational experiences helped you to progress in the following areas? - Analyzing and evaluating ideas

Count	Percent		
27	61.36%		Very much
13	29.55%		Quite a lot
3	6.82%		Some
1	2.27%		Very little
0	0.00%		Not at all
44	Respondents		






Q10. How well have your educational experiences helped you to progress in the following areas? - Using mathematics

Count	Percent		
9	20.45%		Very much
15	34.09%		Quite a lot
11	25.00%		Some
5	11.36%		Very little
4	9.09%		Not at all
44	Respondents		






Q11. How well have your educational experiences helped you to progress in the following areas? - Creative thinking

Count	Percent		
18	40.91%		Very much
15	34.09%		Quite a lot
9	20.45%		Some
2	4.55%		Very little
0	0.00%		Not at all
44	Respondents		






Q12. How well have your educational experiences helped you to progress in the following areas? - Critical thinking

Count	Percent		
27	61.36%		Very much
11	25.00%		Quite a lot
5	11.36%		Some
1	2.27%		Very little
0	0.00%		Not at all
44	Respondents		







Q13. How well have your educational experiences helped you to progress in the following areas? - Personal growth

Count	Percent		
25	56.82%		Very much
18	40.91%		Quite a lot
1	2.27%		Some
0	0.00%		Very little
0	0.00%		Not at all
44	Respondents		







Q14. How well have your educational experiences helped you to progress in the following areas? - Using technology

Count	Percent		
17	39.53%		Very much
10	23.26%		Quite a lot
13	30.23%		Some
2	4.65%		Very little
1	2.33%		Not at all
43	Respondents		







Q15. Please indicate your agreement with the following statements:I am satisfied . . . - With the interaction I had with the faculty in my program

Count	Percent		
21	48.84%		Strongly agree
17	39.53%		Agree
4	9.30%		Undecided
1	2.33%		Disagree
0	0.00%		Strongly disagree
0	0.00%		Not applicable
43 Respondents			







Q16. Please indicate your agreement with the following statements:I am satisfied . . . - With the teaching ability of the faculty in my program

Count	Percent		
18	40.91%		Strongly agree
23	52.27%		Agree
0	0.00%		Undecided
3	6.82%		Disagree
0	0.00%		Strongly disagree
0	0.00%		Not applicable
44 Respondents			







Q17. Please indicate your agreement with the following statements:I am satisfied . . . - With the interaction with staff

Count	Percent		
18	40.91%		Strongly agree
20	45.45%		Agree
4	9.09%		Undecided
2	4.55%		Disagree
0	0.00%		Strongly disagree
0	0.00%		Not applicable
44 Respondents			







Q18. Please indicate your agreement with the following statements:I am satisfied . . . - With the preparation for employment

Count	Percent		
14	31.82%		Strongly agree
17	38.64%		Agree
4	9.09%		Undecided
4	9.09%		Disagree
5	11.36%		Strongly disagree
0	0.00%		Not applicable
44	Respondents		







Q19. Please indicate your agreement with the following statements:I am satisfied . . . - With the preparation for graduate school

Count	Percent		
13	29.55%		Strongly agree
15	34.09%		Agree
4	9.09%		Undecided
2	4.55%		Disagree
4	9.09%		Strongly disagree
6	13.64%		Not applicable
44	Respondents		

Q20. Please indicate your agreement with the following statements:I am satisfied . . . - With the programs, activities and, organizations on campus

Count	Percent		
19	43.18%		Strongly agree
10	22.73%		Agree
7	15.91%		Undecided
5	11.36%		Disagree
0	0.00%		Strongly disagree
3	6.82%		Not applicable
44	Respondents		






Q21. Please indicate your agreement with the following statements: I am satisfied . . . - With the General Education program

Count	Percent		
9	20.93%		Strongly agree
15	34.88%		Agree
11	25.58%		Undecided
2	4.65%		Disagree
2	4.65%		Strongly disagree
4	9.30%		Not applicable
43 Respondents			












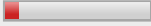










Q22. Please comment on why you would or would not recommend FSU to someone to consider.

Count	Percent	
29	100.00%	
29 Respondents		

Q23. During your time as an undergraduate student at FSU, please indicate all of your work experience (and provide a description of the work):

Count	Respondent %	Response %	
15	34.09%	28.85%	 I was employed on-campus (please describe)
15	34.09%	28.85%	 I worked off-campus locally (please describe)
4	9.09%	7.69%	 I worked remotely with a non-local employer (please describe)
17	38.64%	32.69%	 I did not work while attending college by choice.
1	2.27%	1.92%	 I did not work because I could not find a job.
44 Respondents			
52 Responses			

Q24. Please select your program of study:

Count	Percent		
1	4.76%		Doctor of Educational Leadership
3	14.29%		MAT - Elementary
5	23.81%		MAT- Secondary
4	19.05%		MBA
1	4.76%		M.Ed. Educational Leadership
0	0.00%		M.Ed. Curriculum and Instruction
0	0.00%		M.Ed. Literacy Education
0	0.00%		M.Ed. Special Education
0	0.00%		M.Ed. Interdisciplinary
2	9.52%		M.Ed. School Counseling
3	14.29%		MMS Physician Assistant Studies
0	0.00%		MS Recreation and Parks Management
2	9.52%		MS Computer Science
0	0.00%		MS Counseling Psychology
0	0.00%		MS Nursing
0	0.00%		MS Wildlife Fisheries Management
0	0.00%		MS Applied Ecology
0	0.00%		PMC Educational Leadership
0	0.00%		PBC Business Analytics
0	0.00%		PBC Management
0	0.00%		PBC Healthcare Management
0	0.00%		PBC Literacy Education
21	Respondents		



Q25. How helpful was each of the following offices or services while you were completing your graduate program at FSU? - The Graduate Services Office

Count	Percent		
14	60.87%		Always helpful
5	21.74%		Mostly helpful
2	8.70%		Neutral
0	0.00%		Mostly not helpful
1	4.35%		Never helpful
1	4.35%		Not applicable
23 Respondents			







Q26. How helpful was each of the following offices or services while you were completing your graduate program at FSU? - Billing Office

Count	Percent		
13	52.00%		Always helpful
5	20.00%		Mostly helpful
1	4.00%		Neutral
0	0.00%		Mostly not helpful
2	8.00%		Never helpful
4	16.00%		Not applicable
25 Respondents			







Q27. How helpful was each of the following offices or services while you were completing your graduate program at FSU? - Registrar's Office

Count	Percent		
12	48.00%		Always helpful
5	20.00%		Mostly helpful
2	8.00%		Neutral
0	0.00%		Mostly not helpful
1	4.00%		Never helpful
5	20.00%		Not applicable
25 Respondents			







Q28. How helpful was each of the following offices or services while you were completing your graduate program at FSU? - Financial Aid Office

Count	Percent		
11	44.00%		Always helpful
4	16.00%		Mostly helpful
2	8.00%		Neutral
1	4.00%		Mostly not helpful
1	4.00%		Never helpful
6	24.00%		Not applicable
25	Respondents		







Q29. How helpful was each of the following offices or services while you were completing your graduate program at FSU? - Technology Help Desk

Count	Percent		
11	44.00%		Always helpful
4	16.00%		Mostly helpful
2	8.00%		Neutral
0	0.00%		Mostly not helpful
1	4.00%		Never helpful
7	28.00%		Not applicable
25	Respondents		







Q30. How helpful was each of the following offices or services while you were completing your graduate program at FSU? - Library

Count	Percent		
9	37.50%		Always helpful
5	20.83%		Mostly helpful
3	12.50%		Neutral
0	0.00%		Mostly not helpful
1	4.17%		Never helpful
6	25.00%		Not applicable
24	Respondents		







Q31. How helpful was each of the following offices or services while you were completing your graduate program at FSU? - FSU Bookstore

Count	Percent		
9	36.00%		Always helpful
5	20.00%		Mostly helpful
4	16.00%		Neutral
0	0.00%		Mostly not helpful
1	4.00%		Never helpful
6	24.00%		Not applicable
25 Respondents			





Q32. How helpful was each of the following offices or services while you were completing your graduate program at FSU? - University Police

Count	Percent		
4	16.00%		Always helpful
2	8.00%		Mostly helpful
2	8.00%		Neutral
0	0.00%		Mostly not helpful
1	4.00%		Never helpful
16	64.00%		Not applicable
25 Respondents			







Q33. How helpful was each of the following offices or services while you were completing your graduate program at FSU? - Campus Housing

Count	Percent		
3	12.00%		Always helpful
0	0.00%		Mostly helpful
1	4.00%		Neutral
0	0.00%		Mostly not helpful
0	0.00%		Never helpful
21	84.00%		Not applicable
25 Respondents			







Q34. How helpful was each of the following offices or services while you were completing your graduate program at FSU? - Career Services Office

Count	Percent		
4	16.00%		Always helpful
0	0.00%		Mostly helpful
2	8.00%		Neutral
0	0.00%		Mostly not helpful
0	0.00%		Never helpful
19	76.00%		Not applicable
25 Respondents			







Q35. Please respond to the following statements related to your program of study: - Adequate courses were offered to meet my interests and timely progress to graduation.

Count	Percent		
13	54.17%		Strongly agree
6	25.00%		Mostly Agree
1	4.17%		Neither Agree or Disagree
2	8.33%		Mostly Disagree
1	4.17%		Strongly disagree
1	4.17%		Not applicable
24 Respondents			







Q36. Please respond to the following statements related to your program of study: - Courses were offered at reasonable and flexible times to fit into the schedules of graduate students

Count	Percent		
13	52.00%		Strongly agree
4	16.00%		Mostly Agree
3	12.00%		Neither Agree or Disagree
1	4.00%		Mostly Disagree
2	8.00%		Strongly disagree
2	8.00%		Not applicable
25 Respondents			







Q37. Please respond to the following statements related to your program of study: - I believe my program has adequately prepared me for success in my chosen field

Count	Percent		
10	40.00%		Strongly agree
7	28.00%		Mostly Agree
3	12.00%		Neither Agree or Disagree
1	4.00%		Mostly Disagree
4	16.00%		Strongly disagree
0	0.00%		Not applicable
25 Respondents			



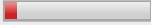



Q38. Please respond to the following statements related to your program of study: - I am satisfied with the interaction I had with faculty in my program

Count	Percent		
10	40.00%		Strongly agree
7	28.00%		Mostly Agree
1	4.00%		Neither Agree or Disagree
1	4.00%		Mostly Disagree
6	24.00%		Strongly disagree
0	0.00%		Not applicable
25 Respondents			


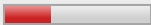


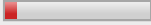
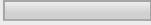
Q39. Please respond to the following statements related to your program of study: - I am satisfied with the teaching ability of faculty in my program

Count	Percent		
10	40.00%		Strongly agree
9	36.00%		Mostly Agree
2	8.00%		Neither Agree or Disagree
0	0.00%		Mostly Disagree
4	16.00%		Strongly disagree
0	0.00%		Not applicable
25 Respondents			




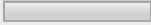
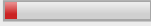

Q40. Relative to your abilities at the time you began your graduate program, to what extent do you agree that your graduate program advanced your knowledge in the following areas? - Thinking critically and creatively to address discipline specific needs through evaluation and synthesis of historical theories, current literature in the field, and knowledge of best practices

Count	Percent		
12	48.00%		Strongly agree
7	28.00%		Mostly Agree
2	8.00%		Neither Agree or Disagree
2	8.00%		Mostly Disagree
2	8.00%		Strongly disagree
0	0.00%		Not applicable
25 Respondents			


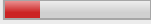




Q41. Relative to your abilities at the time you began your graduate program, to what extent do you agree that your graduate program advanced your knowledge in the following areas? - Organizing and professionally presenting discipline specific knowledge through multiple means (orally and in writing)

Count	Percent		
12	48.00%		Strongly agree
8	32.00%		Mostly Agree
2	8.00%		Neither Agree or Disagree
1	4.00%		Mostly Disagree
2	8.00%		Strongly disagree
0	0.00%		Not applicable
25 Respondents			







Q42. Relative to your abilities at the time you began your graduate program, to what extent do you agree that your graduate program advanced your knowledge in the following areas? - Thinking critically to apply knowledge in the discipline to solve sophisticated problems and to interpret technical issues.

Count	Percent		
13	52.00%		Strongly agree
7	28.00%		Mostly Agree
3	12.00%		Neither Agree or Disagree
0	0.00%		Mostly Disagree
2	8.00%		Strongly disagree
0	0.00%		Not applicable
25 Respondents			







Q43. Relative to your abilities at the time you began your graduate program, to what extent do you agree that your graduate program advanced your knowledge in the following areas? - Thinking critically to address issues of ethics and professional standards in your discipline

Count	Percent		
12	48.00%		Strongly agree
6	24.00%		Mostly Agree
4	16.00%		Neither Agree or Disagree
1	4.00%		Mostly Disagree
2	8.00%		Strongly disagree
0	0.00%		Not applicable
25	Respondents		


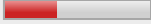




Q44. Relative to your abilities at the time you began your graduate program, to what extent do you agree that your graduate program advanced your knowledge in the following areas? - Designing and executing scholarly projects or research with attention to professional standards for responsible research in the discipline

Count	Percent		
12	48.00%		Strongly agree
7	28.00%		Mostly Agree
2	8.00%		Neither Agree or Disagree
0	0.00%		Mostly Disagree
3	12.00%		Strongly disagree
1	4.00%		Not applicable
25	Respondents		






Q45. Relative to your abilities at the time you began your graduate program, to what extent do you agree that your graduate program advanced your knowledge in the following areas? - Working collaboratively with people from diverse backgrounds

Count	Percent		
13	52.00%		Strongly agree
7	28.00%		Mostly Agree
2	8.00%		Neither Agree or Disagree
0	0.00%		Mostly Disagree
2	8.00%		Strongly disagree
1	4.00%		Not applicable
25	Respondents		


Q46. Relative to your abilities at the time you began your graduate program, to what extent do you agree that your graduate program advanced your knowledge in the following areas? - Evaluating, integrating and applying discipline specific knowledge, skills, and technologies

Count	Percent		
11	44.00%		Strongly agree
9	36.00%		Mostly Agree
3	12.00%		Neither Agree or Disagree
0	0.00%		Mostly Disagree
2	8.00%		Strongly disagree
0	0.00%		Not applicable
25 Respondents			

Q47. What is your general attitude about your experience as a graduate student at FSU?

Count	Percent		
12	48.00%		Very positive
9	36.00%		Mostly positive
1	4.00%		Mostly Negative
2	8.00%		Very negative
1	4.00%		I'm not sure
25 Respondents			

Q48. Would you recommend others attend FSU for graduate education?









Count	Percent		
12	48.00%		Definitely would
7	28.00%		Probably would
3	12.00%		Probably wouldn't
3	12.00%		Definitely wouldn't
25 Respondents			

Q49. Please comment on why you would or would not recommend FSU to someone to consider your graduate program.





Count	Percent	
18	100.00%	
18 Respondents		




Q50. Which of the following best describes your primary status after graduation? Please select ONE of the following categories.

Count	Percent		
29	42.03%		Employed full time (on on average 30 hours or more per week)
1	1.45%		Employed part-time(on average less than 30 hours per week)
0	0.00%		Participating in a volunteer or service program (e.g. Peace Corp)
0	0.00%		Serving in the U.S. military
7	10.14%		Enrolled in a program to continue education
28	40.58%		Seeking employment
4	5.80%		Planning to continue education but not yet enrolled
0	0.00%		Not seeking employment or continuing education at this time
69 Respondents			



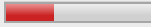
Q51. If your primary status is employed/volunteer/U.S. Military, please provide the following information:

Count	Respondent %	Response %	
17	100.00%	28.81%	 Employing or Service Organization or Service Branch:
17	100.00%	28.81%	 Position Location-city, state, and/or country:
16	94.12%	27.12%	 Job Title:
9	52.94%	15.25%	 Annual Salary:
17 Respondents			
59 Responses			

Q52. If your primary status is employed full or part-time please select the category which best describes your employment?

Count	Percent		
0	0.00%		Employed as an entrepreneur
3	9.09%		Employed in a temporary/contract work assignment
1	3.03%		Employed freelance
2	6.06%		Employed in a postgraduate internship/fellowship
27	81.82%		Employed in a permanent position
33 Respondents			

Q53. If your primary status is enrolled in a program of continuing education, please provide the following information concerning your education:

Count	Respondent %	Response %	
7	100.00%	33.33%	 Name of Institution:
7	100.00%	33.33%	 Program of Study:
7	100.00%	33.33%	 The degree you are pursuing:
7	Respondents		
21	Responses		

Q54. Please provide any final comments about your experience:

Count	Percent	
24	100.00%	
24	Respondents	