

# Frostburg State University Experience-Spring 2023

Description:

Date Created: 5/1/2023 2:36:42 PM

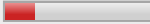




Date Range: 5/3/2023 12:00:00 AM - 7/1/2023 11:59:00 PM

Total Respondents: 79




Q1. Congratulations on achieving this important milestone, and welcome to the Alumni Association! To receive the Profile alumni magazine, eNews, and other updates from FSU, please provide your contact information. Thank you!

Count	Respondent %	Response %
64 Respondents		
476 Responses		




Q2. What is your general attitude about Frostburg State University?

Count	Percent		
16	20.51%		Very positive
54	69.23%		Positive
5	6.41%		Negative
1	1.28%		Very negative
2	2.56%		I'm not sure
78 Respondents			


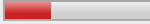
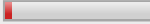
Q3. If you were to do it over, would you attend Frostburg State again?

Count	Percent		
50	64.10%		Yes
13	16.67%		No
15	19.23%		I don't know
78 Respondents			

Q4. If you were to do it over, would you select the same field again?

Count	Percent		
63	80.77%		Yes
9	11.54%		No
6	7.69%		I don't know
78 Respondents			

Q5. Please indicate the degree you completed at Frostburg State University:

Count	Percent		
50	63.29%		Undergraduate
25	31.65%		Graduate
4	5.06%		Post-Graduate
79 Respondents			

Q6. How well have your educational experiences helped you to progress in the following areas? - Reading/writing

Count	Percent		
10	22.22%		Very much
16	35.56%		Quite a lot
16	35.56%		Some
2	4.44%		Very little
1	2.22%		Not at all
45	Respondents		

Q7. How well have your educational experiences helped you to progress in the following areas? - Listening/speaking

Count	Percent		
10	22.22%		Very much
17	37.78%		Quite a lot
15	33.33%		Some
3	6.67%		Very little
0	0.00%		Not at all
45	Respondents		

Q8. How well have your educational experiences helped you to progress in the following areas? - Problem solving

Count	Percent		
16	36.36%		Very much
15	34.09%		Quite a lot
9	20.45%		Some
3	6.82%		Very little
1	2.27%		Not at all
44	Respondents		






Q9. How well have your educational experiences helped you to progress in the following areas? - Analyzing and evaluating ideas

Count	Percent		
17	37.78%		Very much
18	40.00%		Quite a lot
10	22.22%		Some
0	0.00%		Very little
0	0.00%		Not at all
45	Respondents		

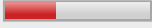




Q10. How well have your educational experiences helped you to progress in the following areas? - Using mathematics

Count	Percent		
11	24.44%		Very much
6	13.33%		Quite a lot
15	33.33%		Some
8	17.78%		Very little
5	11.11%		Not at all
45	Respondents		






Q11. How well have your educational experiences helped you to progress in the following areas? - Creative thinking

Count	Percent		
17	37.78%		Very much
12	26.67%		Quite a lot
11	24.44%		Some
1	2.22%		Very little
4	8.89%		Not at all
45	Respondents		






Q12. How well have your educational experiences helped you to progress in the following areas? - Critical thinking

Count	Percent		
16	35.56%		Very much
18	40.00%		Quite a lot
8	17.78%		Some
2	4.44%		Very little
1	2.22%		Not at all
45	Respondents		







Q13. How well have your educational experiences helped you to progress in the following areas? - Personal growth

Count	Percent		
20	44.44%		Very much
19	42.22%		Quite a lot
5	11.11%		Some
1	2.22%		Very little
0	0.00%		Not at all
45	Respondents		

Q14. How well have your educational experiences helped you to progress in the following areas? - Using technology

Count	Percent		
15	33.33%		Very much
12	26.67%		Quite a lot
16	35.56%		Some
1	2.22%		Very little
1	2.22%		Not at all
45	Respondents		

Q15. Please indicate your agreement with the following statements: I am satisfied . . . - With the interaction I had with the faculty in my program

Count	Percent		
22	48.89%		Strongly agree
16	35.56%		Agree
3	6.67%		Undecided
3	6.67%		Disagree
1	2.22%		Strongly disagree
0	0.00%		Not applicable
45	Respondents		

Q16. Please indicate your agreement with the following statements:I am satisfied . . . - With the teaching ability of the faculty in my program

Count	Percent		
17	37.78%		Strongly agree
15	33.33%		Agree
5	11.11%		Undecided
6	13.33%		Disagree
2	4.44%		Strongly disagree
0	0.00%		Not applicable
45 Respondents			

Q17. Please indicate your agreement with the following statements:I am satisfied . . . - With the interaction with staff

Count	Percent		
22	48.89%		Strongly agree
15	33.33%		Agree
5	11.11%		Undecided
3	6.67%		Disagree
0	0.00%		Strongly disagree
0	0.00%		Not applicable
45 Respondents			






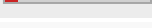
Q18. Please indicate your agreement with the following statements:I am satisfied . . . - With the preparation for employment

Count	Percent		
10	22.22%		Strongly agree
17	37.78%		Agree
10	22.22%		Undecided
6	13.33%		Disagree
2	4.44%		Strongly disagree
0	0.00%		Not applicable
45 Respondents			




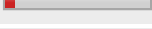


Q19. Please indicate your agreement with the following statements:I am satisfied . . . - With the preparation for graduate school

Count	Percent		
5	11.36%		Strongly agree
14	31.82%		Agree
13	29.55%		Undecided
3	6.82%		Disagree
2	4.55%		Strongly disagree
7	15.91%		Not applicable
44 Respondents			


Q20. Please indicate your agreement with the following statements: I am satisfied . . . - With the programs, activities and, organizations on campus

Count	Percent		
12	27.27%		Strongly agree
17	38.64%		Agree
9	20.45%		Undecided
2	4.55%		Disagree
0	0.00%		Strongly disagree
4	9.09%		Not applicable
44 Respondents			





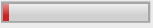
Q21. Please indicate your agreement with the following statements: I am satisfied . . . - With the General Education program

Count	Percent		
9	20.45%		Strongly agree
18	40.91%		Agree
7	15.91%		Undecided
3	6.82%		Disagree
1	2.27%		Strongly disagree
6	13.64%		Not applicable
44 Respondents			

Q22. Please comment on why you would or would not recommend FSU to someone to consider.

Count	Percent	
34	100.00%	
34 Respondents		

Q23. During your time as an undergraduate student at FSU, please indicate all of your work experience (and provide a description of the work):

Count	Respondent %	Response %	
9	20.00%	18.00%	 I was employed on-campus (please describe)
16	35.56%	32.00%	 I worked off-campus locally (please describe)
2	4.44%	4.00%	 I worked remotely with a non-local employer (please describe)
21	46.67%	42.00%	 I did not work while attending college by choice.
2	4.44%	4.00%	 I did not work because I could not find a job.
45 Respondents			
50 Responses			

Q24. Please select your program of study:

Count	Percent		
2	10.00%		Doctor of Educational Leadership
2	10.00%		MAT - Elementary
2	10.00%		MAT- Secondary
4	20.00%		MBA
1	5.00%		M.Ed. Educational Leadership
1	5.00%		M.Ed. Curriculum and Instruction
0	0.00%		M.Ed. Literacy Education
2	10.00%		M.Ed. Special Education
0	0.00%		M.Ed. Interdisciplinary
2	10.00%		M.Ed. School Counseling
1	5.00%		MS Recreation and Parks Management
1	5.00%		MS Computer Science
0	0.00%		MS Counseling Psychology
1	5.00%		MS Nursing
0	0.00%		MS Wildlife Fisheries Management
1	5.00%		MS Applied Ecology
20 Respondents			






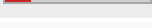
Q25. How helpful was each of the following offices or services while you were completing your graduate program at FSU? - The Graduate Services Office

Count	Percent		
17	60.71%		Always helpful
6	21.43%		Mostly helpful
3	10.71%		Neutral
0	0.00%		Mostly not helpful
0	0.00%		Never helpful
2	7.14%		Not applicable
28 Respondents			




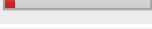


Q26. How helpful was each of the following offices or services while you were completing your graduate program at FSU? - Billing Office

Count	Percent		
14	50.00%		Always helpful
8	28.57%		Mostly helpful
3	10.71%		Neutral
2	7.14%		Mostly not helpful
0	0.00%		Never helpful
1	3.57%		Not applicable
28 Respondents			






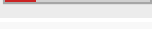
Q27. How helpful was each of the following offices or services while you were completing your graduate program at FSU? - Registrar's Office

Count	Percent		
12	42.86%		Always helpful
5	17.86%		Mostly helpful
5	17.86%		Neutral
1	3.57%		Mostly not helpful
0	0.00%		Never helpful
5	17.86%		Not applicable
28 Respondents			





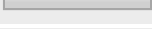

Q28. How helpful was each of the following offices or services while you were completing your graduate program at FSU? - Financial Aid Office

Count	Percent		
9	32.14%		Always helpful
4	14.29%		Mostly helpful
4	14.29%		Neutral
2	7.14%		Mostly not helpful
2	7.14%		Never helpful
7	25.00%		Not applicable
28 Respondents			







Q29. How helpful was each of the following offices or services while you were completing your graduate program at FSU? - Technology Help Desk

Count	Percent		
9	32.14%		Always helpful
6	21.43%		Mostly helpful
7	25.00%		Neutral
0	0.00%		Mostly not helpful
0	0.00%		Never helpful
6	21.43%		Not applicable
28 Respondents			


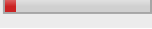




Q30. How helpful was each of the following offices or services while you were completing your graduate program at FSU? - Library

Count	Percent		
13	46.43%		Always helpful
3	10.71%		Mostly helpful
3	10.71%		Neutral
0	0.00%		Mostly not helpful
0	0.00%		Never helpful
9	32.14%		Not applicable
28 Respondents			







Q31. How helpful was each of the following offices or services while you were completing your graduate program at FSU? - FSU Bookstore

Count	Percent		
11	39.29%		Always helpful
3	10.71%		Mostly helpful
2	7.14%		Neutral
0	0.00%		Mostly not helpful
0	0.00%		Never helpful
12	42.86%		Not applicable
28 Respondents			



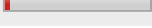



Q32. How helpful was each of the following offices or services while you were completing your graduate program at FSU? - University Police

Count	Percent		
1	3.70%		Always helpful
2	7.41%		Mostly helpful
1	3.70%		Neutral
0	0.00%		Mostly not helpful
0	0.00%		Never helpful
23	85.19%		Not applicable
27 Respondents			

Q33. How helpful was each of the following offices or services while you were completing your graduate program at FSU? - Campus Housing







Count	Percent		
0	0.00%		Always helpful
2	7.14%		Mostly helpful
0	0.00%		Neutral
1	3.57%		Mostly not helpful
0	0.00%		Never helpful
25	89.29%		Not applicable
28 Respondents			

Q34. How helpful was each of the following offices or services while you were completing your graduate program at FSU? - Career Services Office







Count	Percent		
2	7.14%		Always helpful
1	3.57%		Mostly helpful
1	3.57%		Neutral
1	3.57%		Mostly not helpful
0	0.00%		Never helpful
23	82.14%		Not applicable
28 Respondents			









Q35. Please respond to the following statements related to your program of study: - Adequate courses were offered to meet my interests and timely progress to graduation.

Count	Percent		
15	53.57%		Strongly agree
11	39.29%		Mostly Agree
1	3.57%		Neither Agree or Disagree
1	3.57%		Mostly Disagree
0	0.00%		Strongly disagree
0	0.00%		Not applicable
28	Respondents		







Q36. Please respond to the following statements related to your program of study: - Courses were offered at reasonable and flexible times to fit into the schedules of graduate students

Count	Percent		
22	78.57%		Strongly agree
4	14.29%		Mostly Agree
0	0.00%		Neither Agree or Disagree
2	7.14%		Mostly Disagree
0	0.00%		Strongly disagree
0	0.00%		Not applicable
28	Respondents		






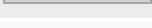
Q37. Please respond to the following statements related to your program of study: - I believe my program has adequately prepared me for success in my chosen field

Count	Percent		
17	60.71%		Strongly agree
5	17.86%		Mostly Agree
3	10.71%		Neither Agree or Disagree
3	10.71%		Mostly Disagree
0	0.00%		Strongly disagree
0	0.00%		Not applicable
28	Respondents		







Q38. Please respond to the following statements related to your program of study: - I am satisfied with the interaction I had with faculty in my program

Count	Percent		
16	57.14%		Strongly agree
7	25.00%		Mostly Agree
3	10.71%		Neither Agree or Disagree
2	7.14%		Mostly Disagree
0	0.00%		Strongly disagree
0	0.00%		Not applicable
28	Respondents		







Q39. Please respond to the following statements related to your program of study: - I am satisfied with the teaching ability of faculty in my program

Count	Percent		
17	60.71%		Strongly agree
6	21.43%		Mostly Agree
2	7.14%		Neither Agree or Disagree
2	7.14%		Mostly Disagree
1	3.57%		Strongly disagree
0	0.00%		Not applicable
28 Respondents			







Q40. Relative to your abilities at the time you began your graduate program, to what extent do you agree that your graduate program advanced your knowledge in the following areas? - Thinking critically and creatively to address discipline specific needs through evaluation and synthesis of historical theories, current literature in the field, and knowledge of best practices

Count	Percent		
15	57.69%		Strongly agree
8	30.77%		Mostly Agree
3	11.54%		Neither Agree or Disagree
0	0.00%		Mostly Disagree
0	0.00%		Strongly disagree
0	0.00%		Not applicable
26 Respondents			







Q41. Relative to your abilities at the time you began your graduate program, to what extent do you agree that your graduate program advanced your knowledge in the following areas? - Organizing and professionally presenting discipline specific knowledge through multiple means (orally and in writing)

Count	Percent		
16	57.14%		Strongly agree
8	28.57%		Mostly Agree
4	14.29%		Neither Agree or Disagree
0	0.00%		Mostly Disagree
0	0.00%		Strongly disagree
0	0.00%		Not applicable
28 Respondents			


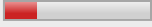




Q42. Relative to your abilities at the time you began your graduate program, to what extent do you agree that your graduate program advanced your knowledge in the following areas? - Thinking critically to apply knowledge in the discipline to solve sophisticated problems and to interpret technical issues.

Count	Percent		
13	46.43%		Strongly agree
9	32.14%		Mostly Agree
6	21.43%		Neither Agree or Disagree
0	0.00%		Mostly Disagree
0	0.00%		Strongly disagree
0	0.00%		Not applicable
28 Respondents			







Q43. Relative to your abilities at the time you began your graduate program, to what extent do you agree that your graduate program advanced your knowledge in the following areas? - Thinking critically to address issues of ethics and professional standards in your discipline

Count	Percent		
14	50.00%		Strongly agree
10	35.71%		Mostly Agree
4	14.29%		Neither Agree or Disagree
0	0.00%		Mostly Disagree
0	0.00%		Strongly disagree
0	0.00%		Not applicable
28 Respondents			


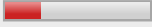




Q44. Relative to your abilities at the time you began your graduate program, to what extent do you agree that your graduate program advanced your knowledge in the following areas? - Designing and executing scholarly projects or research with attention to professional standards for responsible research in the discipline

Count	Percent		
18	66.67%		Strongly agree
6	22.22%		Mostly Agree
3	11.11%		Neither Agree or Disagree
0	0.00%		Mostly Disagree
0	0.00%		Strongly disagree
0	0.00%		Not applicable
27 Respondents			






Q45. Relative to your abilities at the time you began your graduate program, to what extent do you agree that your graduate program advanced your knowledge in the following areas? - Working collaboratively with people from diverse backgrounds

Count	Percent		
13	46.43%		Strongly agree
9	32.14%		Mostly Agree
5	17.86%		Neither Agree or Disagree
1	3.57%		Mostly Disagree
0	0.00%		Strongly disagree
0	0.00%		Not applicable
28 Respondents			



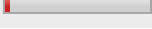

Q46. Relative to your abilities at the time you began your graduate program, to what extent do you agree that your graduate program advanced your knowledge in the following areas? - Evaluating, integrating and applying discipline specific knowledge, skills, and technologies

Count	Percent		
16	57.14%		Strongly agree
7	25.00%		Mostly Agree
4	14.29%		Neither Agree or Disagree
1	3.57%		Mostly Disagree
0	0.00%		Strongly disagree
0	0.00%		Not applicable
28 Respondents			


Q47. What is your general attitude about your experience as a graduate student at FSU?

Count	Percent		
14	50.00%		Very positive
11	39.29%		Mostly positive
1	3.57%		Mostly Negative
0	0.00%		Very negative
2	7.14%		I'm not sure
28	Respondents		



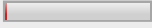





Q48. Would you recommend others attend FSU for graduate education?

Count	Percent		
16	57.14%		Definitely would
9	32.14%		Probably would
1	3.57%		Probably wouldn't
2	7.14%		Definitely wouldn't
28	Respondents		





Q49. Please comment on why you would or would not recommend FSU to someone to consider your graduate program.

Count	Percent	
19	100.00%	
19	Respondents	






Q50. Which of the following best describes your primary status after graduation? Please select ONE of the following categories.

Count	Percent		
39	54.17%		Employed full time (on on average 30 hours or more per week)
1	1.39%		Employed part-time(on average less than 30 hours per week)
1	1.39%		Participating in a volunteer or service program (e.g. Peace Corp)
0	0.00%		Serving in the U.S. military
8	11.11%		Enrolled in a program to continue education
19	26.39%		Seeking employment
4	5.56%		Planning to continue education but not yet enrolled
0	0.00%		Not seeking employment or continuing education at this time
72	Respondents		




Q51. If your primary status is employed/volunteer/U.S. Military, please provide the following information:

Count	Respondent %	Response %	
20	95.24%	25.64%	
21	100.00%	26.92%	
21	100.00%	26.92%	
16	76.19%	20.51%	
21 Respondents			
78 Responses			

Q52. If your primary status is employed full or part-time please select the category which best describes your employment?

Count	Percent	
4	9.52%	
8	19.05%	
1	2.38%	
2	4.76%	
27	64.29%	
42 Respondents		

Q53. If your primary status is enrolled in a program of continuing education, please provide the following information concerning your education:

Count	Respondent %	Response %	
7	100.00%	33.33%	
7	100.00%	33.33%	
7	100.00%	33.33%	
7 Respondents			
21 Responses			

Q54. Please provide any final comments about your experience:

Count	Percent	
24	100.00%	
24 Respondents		